

TTTA News



Issue No.02/2026 / 31 January 2026

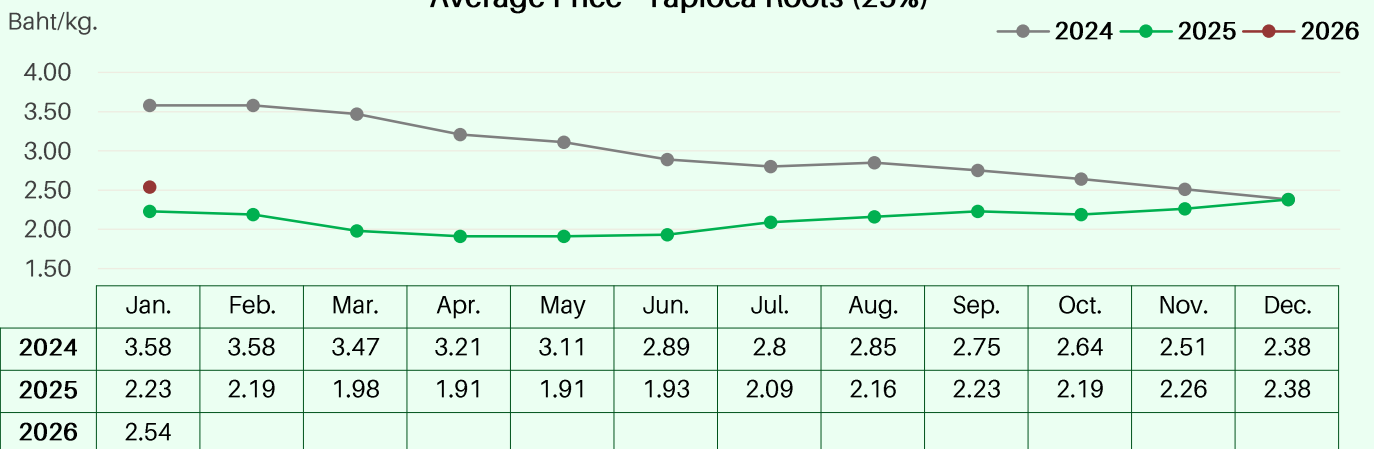
Domestic Market Price and Trade (16-31 January 2026)

Price and quantity of tapioca roots in the market

Items	Northeast (Nakhon Ratchasima)	East (Chonburi)	Lower Northern (Kamphaeng Phet)
Price of tapioca roots Starch content 25% (Baht / kg.)	2.30 - 2.85	2.25 - 2.85	2.15 - 2.60
Average starch content	22 - 25%	22 - 24%	23 - 28%
Tapioca roots in the market (Ton / day)	24,000 - 26,000	1,300	

Tapioca starch situation : The supply of tapioca roots to starch factories has increased, but remains below the same period last year and below factory demand.

Average Price - Tapioca Roots (25%)



Your innovative complete source
for tapioca solutions

Keng Seng Co.,Ltd.
Chok Chai Modified Starch Co.,Ltd.

71 Saladaeng 1/1 Road, Silom, Bangrak, Bangkok 10500
Tel: (662) 233-4488 Fax: (662) 237-5545
www.kengsenggroup.com
Email: sales@kengsenggroup.com

AMSCO, a Thai-Japanese joint-venture Company, is leading specialty tapioca starch manufacturer. We promptly provide the best solution for your industries by combining our unique technology with our worldwide market understanding. Our experienced food technologist team in AMSCO's Application Center is always beside you.

Head Office : 130-132 Sindhorn Building Tower 1, 2nd Floor, Witthayu Road, Lumpini, Pathumwan, Bangkok 10330 THAILAND
Tel : +66 2263 2544-7
Fax: +66 2627 3493
Email: foodstarchinfo@amsco.co.th

Factory : 19 Moo 8 Theenonrd Road, Phontong, Muang, Kalasin 46000, THAILAND
Tel : +66 4381 0555
Fax: +66 4381 0537

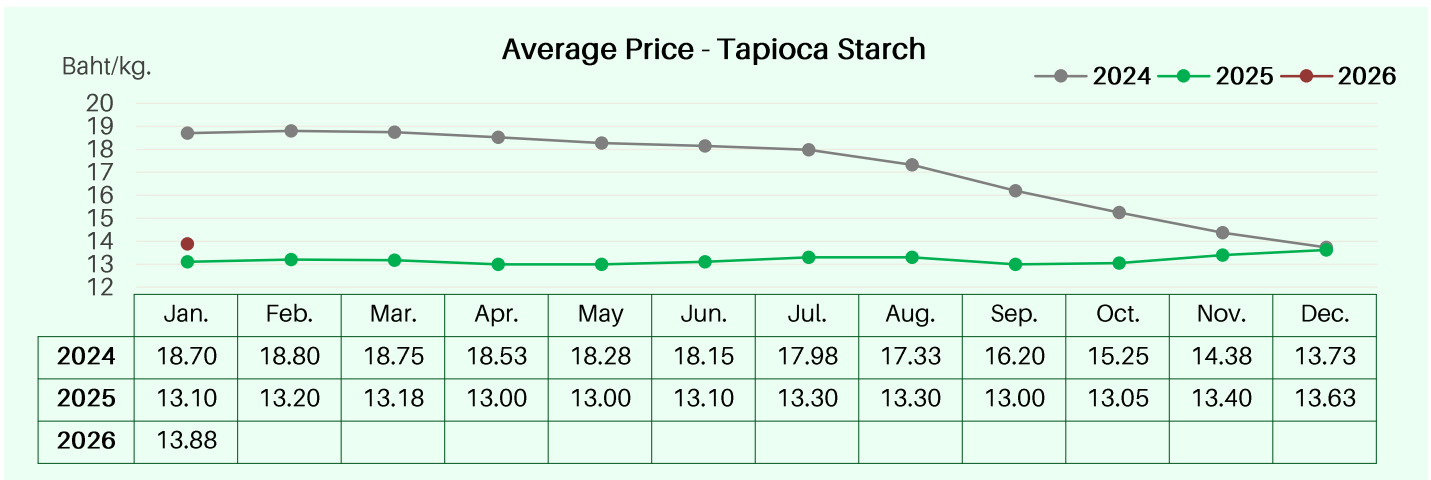
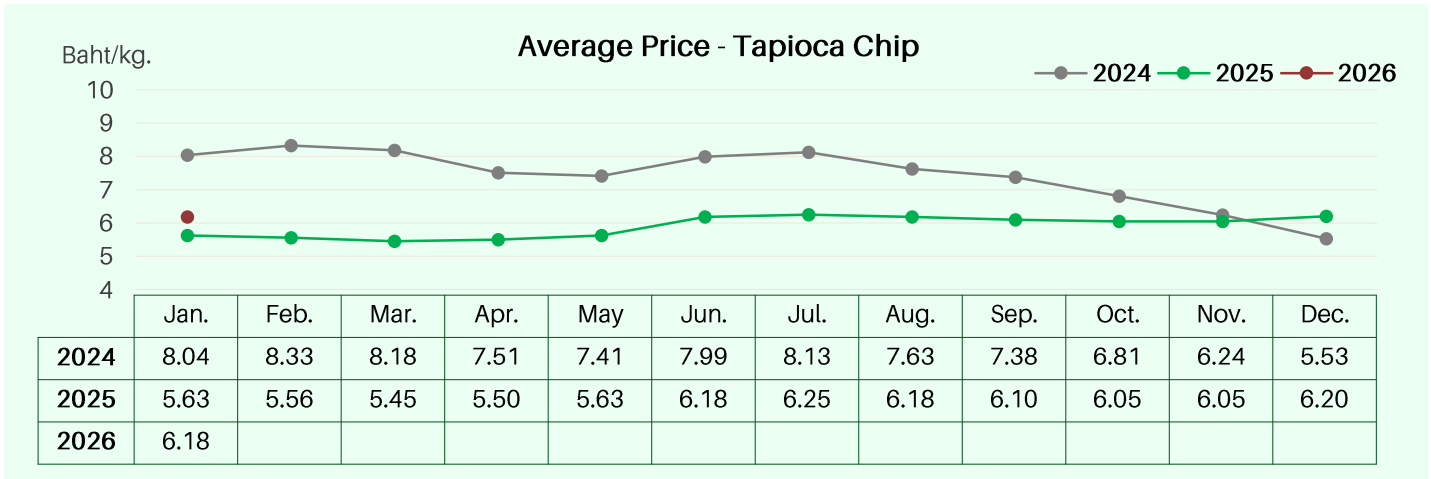
Honorable Certified :

- Halal
- Kosher
- GMP
- HACCP
- ISO 9001
- FSSC 22000
- ISO 14001
- TLS 8001

www.amsco.co.th *Beyond Starch, We Sove*

Price at Seaports

Products	16 - 31 Jan. 2026	16 - 31 Jan. 2025	Unit
Tapioca Chip	6.10 - 6.25	5.40 - 5.90	Baht / kg.
Tapioca Chip - Premium Grade	7.30	6.50	Baht / kg.
Tapioca Starch	13.90 - 14.00	13.00 - 13.20	Baht / kg.



ARTWELL TAPIOCA LTD.
(Subsidiary of Asia Cassava Resources Holdings Limited HKEx Stock)

We are leading Tapioca chips supply chain resources company involves the storage and export of tapioca chips from the origin to Chinese market. We manage big volume of premium quality chips and execute efficient shipments to our customers' destinations. We are engaging management in tapioca chips local procurement, storage, shipping logistics, sales and marketing.

Thailand warehouse and Bangkok office: William Chu: 66 89-5434003 (Thailand)/ (852) 6139 9815 (Hong Kong)/ (86)150 5318 2777 (China)
Email: william@artwellgroup.com.hk

Hong Kong headquarter, Tel: (852) 2369 9908 / Irene Liu: (852) 9481 0939
Email: irene@artwellgroup.com.hk



A LEADING EXPORTER OF TAPIOCA PELLETS, CHIPS AND FLOUR INCLUDING MODIFIED STARCH, AS WELL AS OTHER AGRICULTURAL GOODS.

WAREHOUSE AND SILO FOR IMPORT/ EXPORT CARGOES.

POONPHOL CO., LTD.

Sathorn Thani Bldg. 1, 19th Fl. 90/54-57 North Sathorn Road, Silom, Bangrak, Bangkok 10500, Thailand

+66-2-233-3990-9

tapioca@poonphol.com

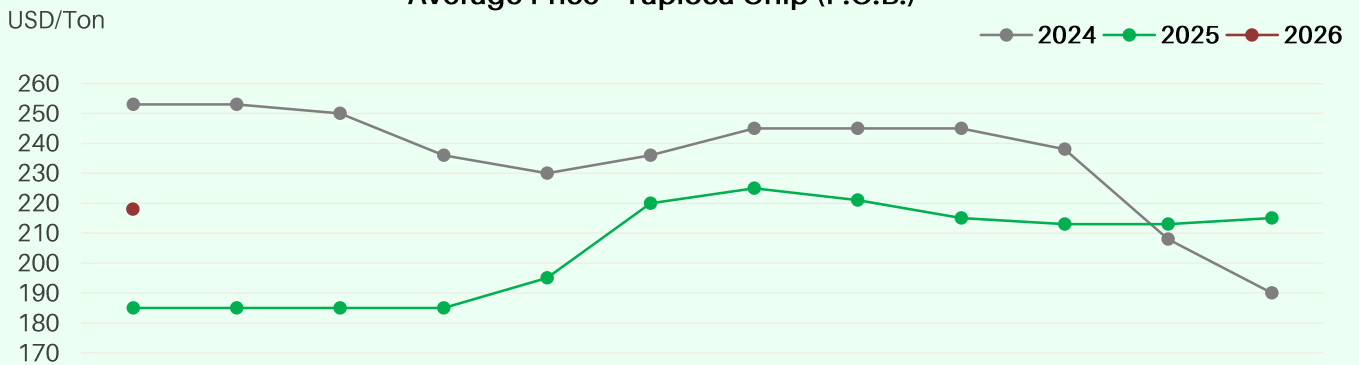
* Foreign Market Price and Trade (16-31 January 2026)

* Export Price

Products	16 - 31 Jan. 2026	16 - 31 Jan. 2025	Unit
Tapioca Chip Shipment China (F.O.B. Koh Sichang)	215 - 220	180 - 190	USD / Ton
Tapioca Starch Premium Grade (F.O.B. Bangkok)	475 - 480	405 - 410	USD / Ton

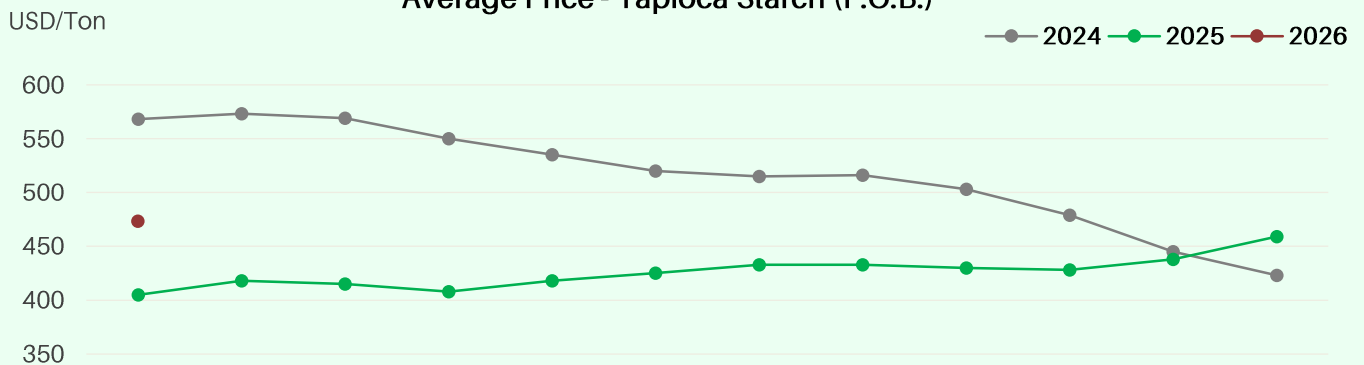
* **Tapioca starch situation :** Buyers of tapioca starch are placing orders only as needed and have begun to slow purchases due to the Lunar New Year holidays.

Average Price - Tapioca Chip (F.O.B.)



	Jan.	Feb.	Mar.	Apr.	May	Jun.	Jul.	Aug.	Sep.	Oct.	Nov.	Dec.
2024	253	253	250	236	230	236	245	245	245	238	208	190
2025	185	185	185	185	195	220	225	221	215	213	213	215
2026	218											

Average Price - Tapioca Starch (F.O.B.)



	Jan.	Feb.	Mar.	Apr.	May	Jun.	Jul.	Aug.	Sep.	Oct.	Nov.	Dec.
2024	568	573	569	550	535	520	515	516	503	479	445	423
2025	405	418	415	408	418	425	433	433	430	428	438	459
2026	473											

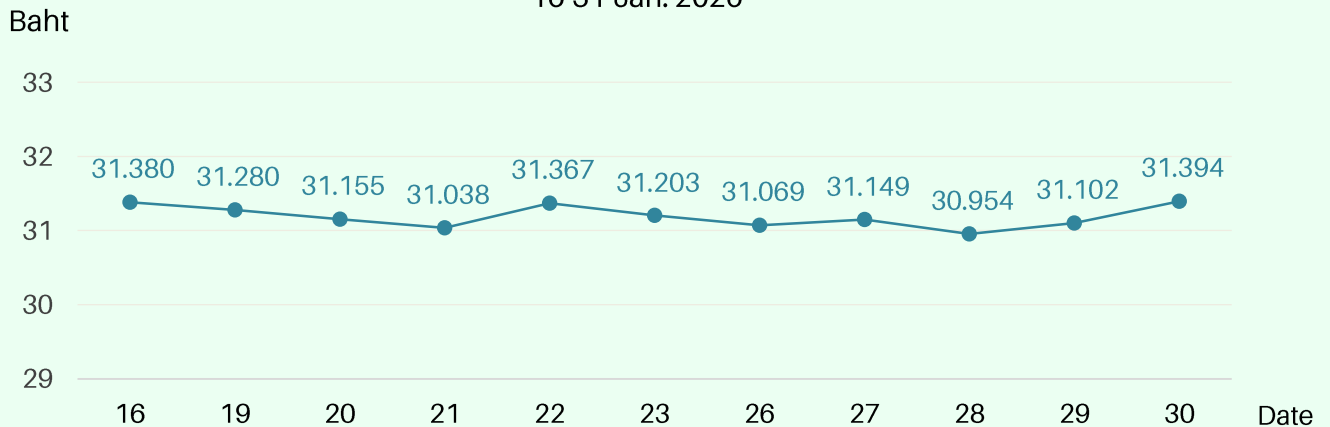
* Exchange Rate (Export Sight Bill)

Currency	Buying Rate (Baht)			Date
U.S. Dollar	highest	=	31.24	30/01/26
	lowest	=	30.79	27/01/26
Euro	highest	=	37.05	30/01/26
	lowest	=	35.90	20/01/26
Euro against U.S. Dollar	highest	=	1.19	28/01/26
	lowest	=	1.16	16/01/26
Yuan	highest	=	4.41	30/01/26
	lowest	=	4.34	27/01/26
Yen (100 Yen)	highest	=	19.94	30/01/26
	lowest	=	19.17	20/01/26

Source: Siam Commercial Bank

Average Daily Exchange Rate (Baht/USD)

16-31 Jan. 2026



Source: Bank of Thailand

THAI WAH
PUBLIC COMPANY LIMITED

สรรค์สร้างนวัตกรรมและความยั่งยืน จากไร่สู่ผู้บริโภค

ธุรกิจหลักของบริษัท สามารถแบ่งเป็น 3 กลุ่มหลัก
คือ ผลิตภัณฑ์แป้งและที่เกี่ยวข้อง ผลิตภัณฑ์อาหาร
และผลิตภัณฑ์ที่ย่อยสลายได้ตามธรรมชาติ
เพื่อจัดจำหน่ายทั้งในและต่างประเทศ

21/11, 21/13 อาคารไทยวา 1 ชั้น 6 ถนนสาทรใต้
แขวงทุ่งพญาหลวง เขตสาทร กรุงเทพมหานคร 10120

+66 (0) 2285 0040
+66 (0) 2285 0268
thaiwah.marketing@thaiwah.com

https://www.thaiwah.com

SUSTAINABLE AND RELIABLE SERVICES

UNIVERSAL SURVEYING CO., LTD.

环球物产检查有限公司

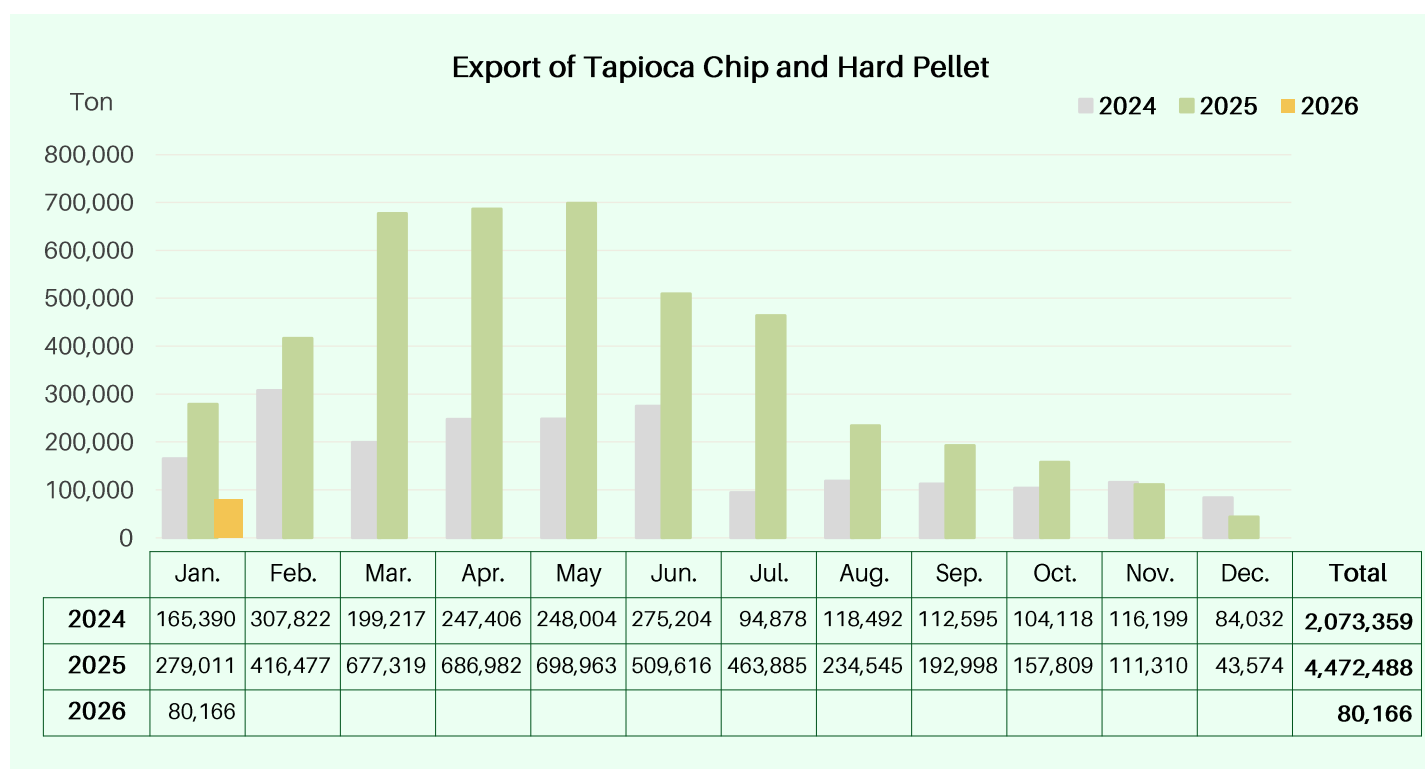
Established in 1967
763, 765 Trok Krai, Songwad 2 Rd., Chakavad, Sumpunhawongse, Bangkok 10100
Tel. 02-2228407-8 Fax. 02-2249204 E-mail : info@uscosurvey.com www.uscosurvey.com

❁ Tapioca Chip and Hard Pellet Exported From Thailand

Country	JAN 2026		JAN 2025		JAN - JAN 2026		JAN - JAN 2025	
	Chip	H. Pellet	Chip	H. Pellet	Chip	H. Pellet	Chip	H. Pellet
Belgium	-	205	-	-	-	205	-	-
China	57,950	20,362	278,037	-	57,950	20,362	278,037	-
Germany	-	-	-	-	-	-	-	-
Indonesia	-	1,000	-	-	-	1,000	-	-
Japan	-	300	-	-	-	300	-	-
Korea Rep.	-	75	-	-	-	75	-	-
Netherlands	-	95	-	266	-	95	-	266
New Zealand	-	76	-	57	-	76	-	57
Portugal	-	-	-	-	-	-	-	-
Saudi Arabia	-	-	-	-	-	-	-	-
Spain	-	26	-	190	-	26	-	190
Taiwan	-	-	-	17	-	-	-	17
UK	-	-	-	291	-	-	-	291
USA	-	77	-	153	-	77	-	153
Other	-	-	-	-	-	-	-	-
Total	57,950	22,216	278,037	974	57,950	22,216	278,037	974

Sources: - Office of Commodity Standards, Department of Foreign Trade
 - Board of Trade of Thailand

Quantity: Metric Tons



* Tapioca Starch Exported From Thailand

Country	DEC 2025		DEC 2024		JAN - DEC 2025		JAN - DEC 2024	
	Native	Modified	Native	Modified	Native	Modified	Native	Modified
Bangladesh	184	742	960	932	9,754	12,915	11,827	15,178
China	148,948	19,818	175,100	17,635	1,701,993	227,650	1,877,178	231,911
India	1	2,513	0	3,301	34,981	43,706	29,393	44,168
Indonesia	2,033	6,411	7,437	7,638	152,321	100,848	271,561	109,233
Japan	9,155	22,819	9,163	18,248	102,807	288,002	108,996	278,600
Malaysia	19,057	1,764	16,097	1,807	224,805	23,399	202,294	27,538
Netherlands	1,589	553.801	1,774	682.85	14,317	3,939	19,510	4,850
Philippines	2,745	1,490	6,482	1,825	87,967	27,001	111,360	25,351
S. Korea	768	10,083	4,412	7,269	25,523	109,890	22,337	90,561
Singapore	7,827	1,500	2,580	636	74,659	15,787	60,940	11,068
Taiwan	18,541	3,330	20,392	2,993	238,773	31,545	251,449	32,007
U.S.A.	5,029	5,600	7,102	4,585	93,460	50,333	91,948	56,381
Vietnam	15.105	3,588	25.93	3,005	751.442	37,402	1,247	34,482
Other	8,906	6,485	18,112	6,996	165,250	95,601	174,792	99,217
Total Quantity	224,799	86,697	269,637	77,552	2,892,415	1,068,016	3,205,467	1,060,545
Value	3,076	2,261	3,995	2,342	38,469	28,865	57,838	33,188

Source: Thai Customs Department

Quantity: Metric Tons
Value: Million Baht

