

TTTA News

Issue No.05/2026 / 15 March 2026



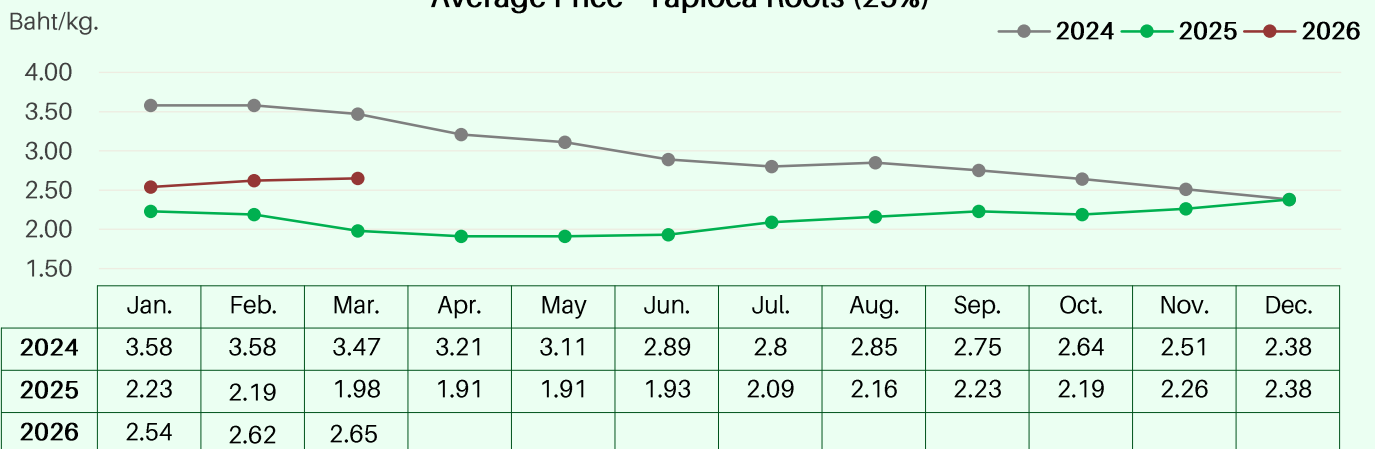
Domestic Market Price and Trade (1 - 15 March 2026)

Price and quantity of tapioca roots in the market

Items	Northeast (Nakhon Ratchasima)	East (Chonburi)	Lower Northern (Kamphaeng Phet)
Price of tapioca roots Starch content 25% (Baht / kg.)	2.30 - 3.00	2.45 - 2.85	2.45 - 2.85
Average starch content	22 - 24%	22 - 24%	23 - 26%
Tapioca roots in the market (Ton / day)	23,000 - 25,000	1,900	

Tapioca starch situation : The volume of fresh tapioca roots entering starch factories has increased, as rainfall in some areas has prompted farmers to hasten harvesting in preparation for the next crop cycle.

Average Price - Tapioca Roots (25%)



Your innovative complete source
for tapioca solutions

Keng Seng Co.,Ltd.
Chok Chai Modified Starch Co.,Ltd.

71 Saladaeng 1/1 Road, Silom, Bangrak, Bangkok 10500
Tel: (662) 233-4488 Fax: (662) 237-5545
www.kengsenggroup.com
Email: sales@kengsenggroup.com

AMSCO, a Thai-Japanese joint-venture Company, is leading specialty tapioca starch manufacturer. We promptly provide the best solution for your industries by combining our unique technology with our worldwide market understanding. Our experienced food technologist team in AMSCO's Application Center is always beside you.

Head Office : 130-132 Sindhorn Building Tower 1, 2nd Floor, Witthayu Road, Lumpini, Pathumwan, Bangkok 10330 THAILAND
Tel : +66 2263 2544-7
Fax: +66 2627 3493
Email: foodstarchinfo@amsco.co.th

Factory : 19 Moo 8 Theenonrd Road, Phontong, Muang, Kalasin 46000, THAILAND
Tel : +66 4381 0555
Fax: +66 4381 0537

Honorable Certified :

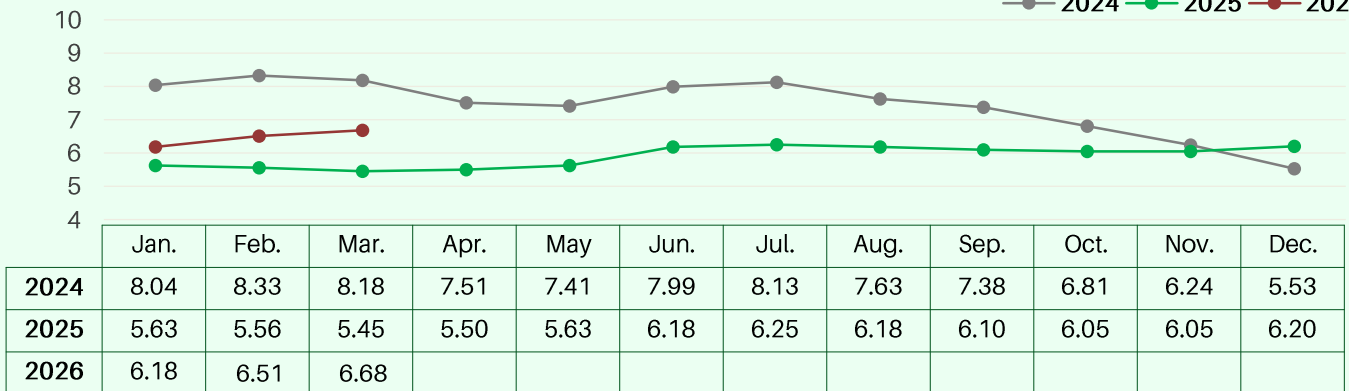
- Halal
- Kosher
- GMP
- HACCP
- ISO 9001
- FSSC 22000
- ISO 14001
- TLS 8001

www.amsco.co.th *Beyond Starch, We Serve*

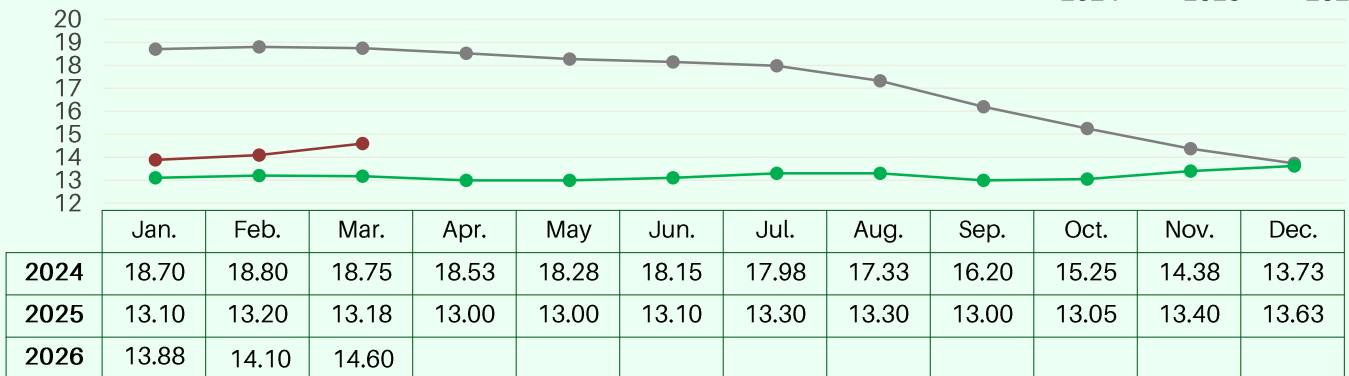
Price at Seaports

Products	1 - 15 Mar. 2026	1 - 15 Mar. 2025	Unit
Tapioca Chip	6.55 - 6.80	5.40 - 5.50	Baht / kg.
Tapioca Chip - Premium Grade	7.45 - 7.50	6.30	Baht / kg.
Tapioca Starch	14.50 - 14.70	13.20 - 13.30	Baht / kg.

Baht/kg. **Average Price - Tapioca Chip** — 2024 — 2025 — 2026



Baht/kg. **Average Price - Tapioca Starch** — 2024 — 2025 — 2026



ARTWELL TAPIOCA LTD.
(Subsidiary of Asia Cassava Resources Holdings Limited HKEx Stock)

We are leading Tapioca chips supply chain resources company involves the storage and export of tapioca chips from the origin to Chinese market. We manage big volume of premium quality chips and execute efficient shipments to our customers' destinations. We are engaging management in tapioca chips local procurement, storage, shipping logistics, sales and marketing.

Thailand warehouse and Bangkok office: William Chu: 66 89-5434003 (Thailand)/ (852) 6139 9815 (Hong Kong)/ (86)150 5318 2777 (China)
Email: william@artwellgroup.com.hk

Hong Kong headquarter, Tel: (852) 2369 9908 / Irene Liu: (852) 9481 0939
Email: irene@artwellgroup.com.hk



A LEADING EXPORTER OF TAPIOCA PELLETS, CHIPS AND FLOUR INCLUDING MODIFIED STARCH, AS WELL AS OTHER AGRICULTURAL GOODS.

WAREHOUSE AND SILO FOR IMPORT/ EXPORT CARGOES.

POONPHOL CO., LTD.

Sathorn Thani Bldg. 1, 19th Fl. 90/54-57 North Sathorn Road, Silom, Bangrak, Bangkok 10500, Thailand

+66-2-233-3990-9

tapioca@poonphol.com

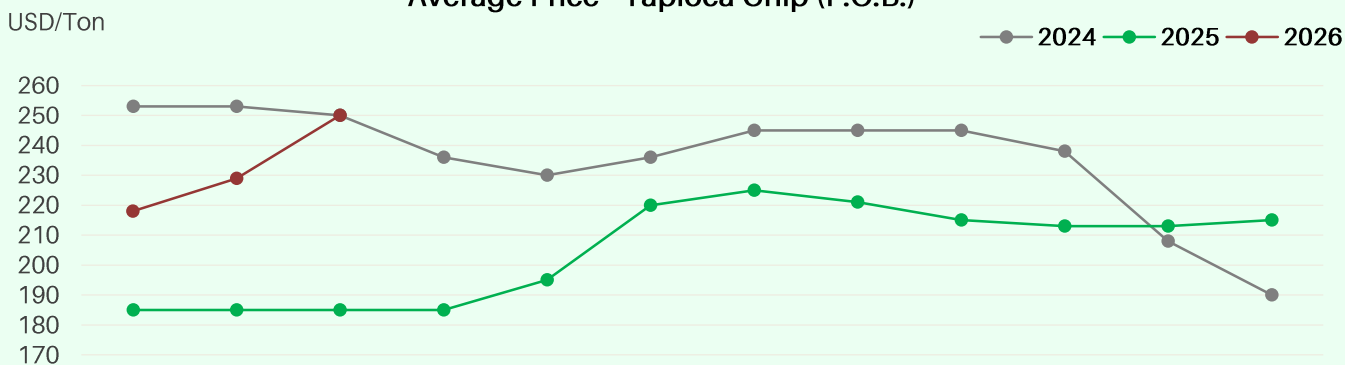
* Foreign Market Price and Trade (1 - 15 March 2026)

Export Price

Products	1 - 15 Mar. 2026	1 - 15 Mar. 2025	Unit
Tapioca Chip Shipment China (F.O.B. Koh Sichang)	245 - 255	180 - 190	USD / Ton
Tapioca Starch Premium Grade (F.O.B. Bangkok)	485 - 490	415 - 420	USD / Ton

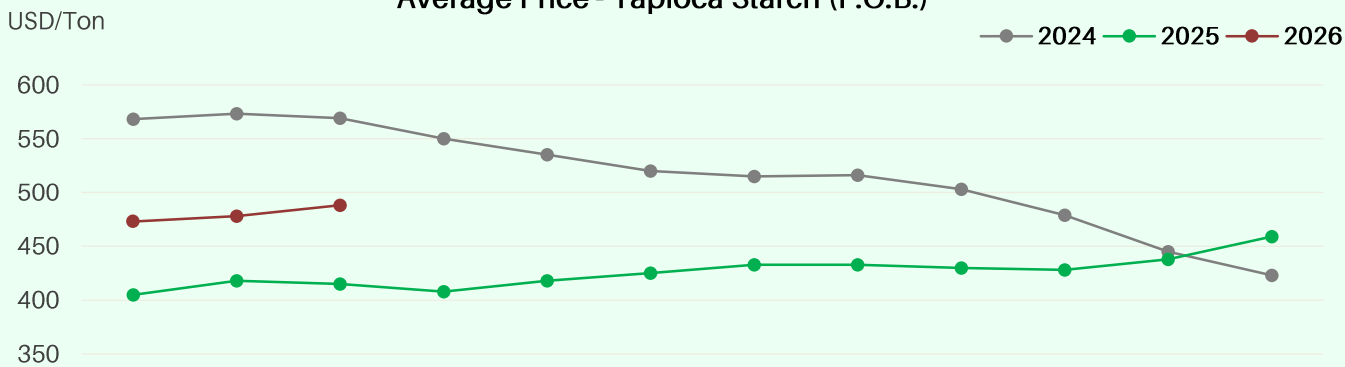
Tapioca starch situation : Many tapioca starch buyers have entered new contracts after the long Chinese New Year holidays.

Average Price - Tapioca Chip (F.O.B.)



	Jan.	Feb.	Mar.	Apr.	May	Jun.	Jul.	Aug.	Sep.	Oct.	Nov.	Dec.
2024	253	253	250	236	230	236	245	245	245	238	208	190
2025	185	185	185	185	195	220	225	221	215	213	213	215
2026	218	229	250									

Average Price - Tapioca Starch (F.O.B.)



	Jan.	Feb.	Mar.	Apr.	May	Jun.	Jul.	Aug.	Sep.	Oct.	Nov.	Dec.
2024	568	573	569	550	535	520	515	516	503	479	445	423
2025	405	418	415	408	418	425	433	433	430	428	438	459
2026	473	478	488									

* Exchange Rate (Export Sight Bill)

Currency	Buying Rate (Baht)			Date
U.S. Dollar	highest	=	32.02	13/03/26
	lowest	=	31.19	02/03/26
Euro	highest	=	36.59	09/03/26
	lowest	=	36.13	04/03/26
Euro against U.S. Dollar	highest	=	1.17	02/03/26
	lowest	=	1.14	13/03/26
Yuan	highest	=	4.56	13/03/26
	lowest	=	4.44	04/03/26
Yen (100 Yen)	highest	=	19.77	09/03/26
	lowest	=	19.53	04/03/26

Source: Siam Commercial Bank

Average Daily Exchange Rate (Baht/USD)

1 - 15 Mar. 2026



Source: Bank of Thailand

THAI WAH
PUBLIC COMPANY LIMITED

สรรคสร้างนวัตกรรมและความยั่งยืน
จากไร่สู่ผู้บริโภค

ธุรกิจหลักของบริษัท สามารถแบ่งเป็น 3 กลุ่มหลัก
คือ ผลิตภัณฑ์แป้งและที่เกี่ยวข้อง ผลิตภัณฑ์อาหาร
และผลิตภัณฑ์ที่ย่อยสลายได้ตามธรรมชาติ
เพื่อจัดจำหน่ายทั้งในและต่างประเทศ

21/11, 21/13 อาคารไทยวา 1 ชั้น 6 ถนนสาทรใต้
แขวงทุ่งพญาหลวง เขตสาทร กรุงเทพมหานคร 10120

+66 (0) 2285 0040
+66 (0) 2285 0268
thaiwah.marketing@thaiwah.com

https://www.thaiwah.com

SUSTAINABLE
AND
RELIABLE
SERVICES

UNIVERSAL SURVEYING CO., LTD.
环球物产检查有限公司

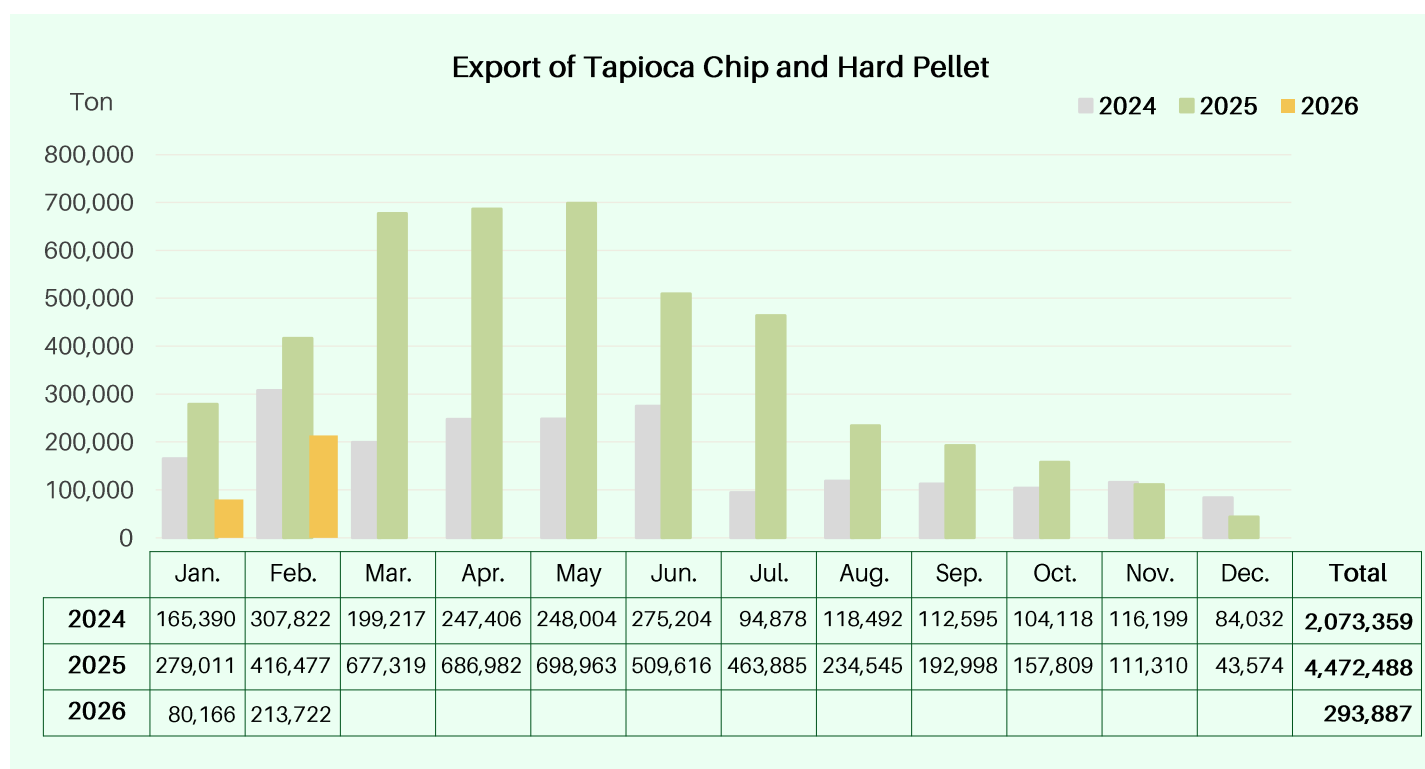
Established in 1967
763, 765 Trok Krai, Songwad 2 Rd., Chakavad, Sumpunhawongse, Bangkok 10100
Tel. 02-2228407-8 Fax. 02-2249204 E-mail : info@usc survey.com www.uscosurvey.com

❁ Tapioca Chip and Hard Pellet Exported From Thailand

Country	FEB 2026		FEB 2025		JAN - FEB 2026		JAN - FEB 2025	
	Chip	H. Pellet	Chip	H. Pellet	Chip	H. Pellet	Chip	H. Pellet
Belgium	-	433	-	-	-	638	-	-
China	180,976	-	391,088	23,204	238,926	20,362	669,125	23,204
Germany	-	-	-	-	-	-	-	-
Indonesia	-	300	-	-	-	1,300	-	-
Japan	-	720	-	100	-	1,020	-	100
Korea Rep.	-	-	-	60	-	75	-	60
Netherlands	-	354	-	418	-	449	-	684
New Zealand	-	114	-	57	-	190	-	114
Portugal	-	-	-	-	-	-	-	-
Saudi Arabia	-	30,091	-	-	-	30,091	-	-
Spain	-	249	-	285	-	275	-	475
Taiwan	-	-	-	-	-	-	-	17
UK	-	102	-	34	-	102	-	325
USA	-	363	-	1,155	-	440	-	1,308
Other	-	20	-	76	-	20	-	76
Total	180,976	32,746	391,088	25,389	238,926	54,962	669,125	26,363

Sources: - Office of Commodity Standards, Department of Foreign Trade
 - Board of Trade of Thailand

Quantity: Metric Tons



Tapioca Starch Exported From Thailand

Country	JAN 2026		JAN 2025		JAN - JAN 2026		JAN - JAN 2025	
	Native	Modified	Native	Modified	Native	Modified	Native	Modified
Bangladesh	646	1,041	845	742	646	1,041	845	742
China	114,203	12,337	147,744	14,308	114,203	12,337	147,744	14,308
India	4	2,564	-	2,795	4	2,564	-	2,795
Indonesia	6,767	11,045	31,430	9,674	6,767	11,045	31,430	9,674
Japan	12,005	24,556	10,914	26,790	12,005	24,556	10,914	26,790
Malaysia	19,449	2,287	14,715	2,343	19,449	2,287	14,715	2,343
Netherlands	2,570	537	3,728	397	2,570	537	3,728	397
Philippines	2,022	2,444	7,727	2,014	2,022	2,444	7,727	2,014
S. Korea	1,230	10,357	3,264	6,094	1,230	10,357	3,264	6,094
Singapore	4,639	1,885	8,523	767	4,639	1,885	8,523	767
Taiwan	15,676	1,781	17,994	1,742	15,676	1,781	17,994	1,742
U.S.A.	5,613	4,731	8,595	4,533	5,613	4,731	8,595	4,533
Vietnam	71	3,404	44	2,182	71	3,404	44	2,182
Other	10,021	7,445	12,848	8,054	10,021	7,445	12,848	8,054
Total Quantity	194,916	86,415	268,369	82,434	194,916	86,415	268,369	82,434
Value	2,700	2,253	3,727	2,420	2,700	2,253	3,727	2,420

Source: Thai Customs Department

Quantity: Metric Tons
Value: Million Baht

