

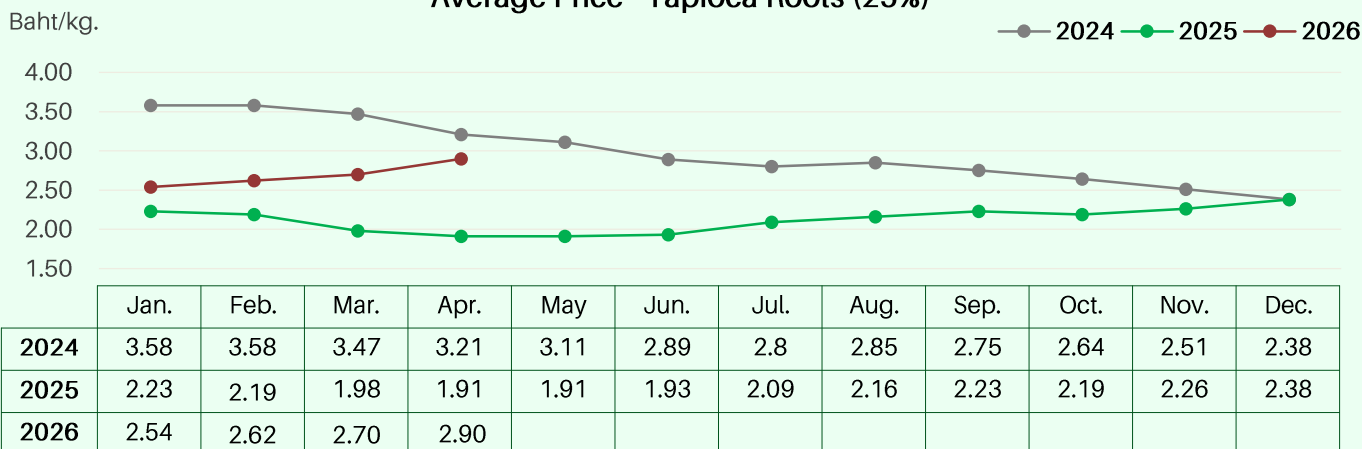
Domestic Market Price and Trade (1 - 15 April 2026)

Price and quantity of tapioca roots in the market

Items	Northeast (Nakhon Ratchasima)	East (Chonburi)	Lower Northern (Kamphaeng Phet)
Price of tapioca roots Starch content 25% (Baht / kg.)	2.60 - 3.25	2.60 - 3.15	2.50 - 2.95
Average starch content	22 - 24%	21 - 24%	23 - 26%
Tapioca roots in the market (Ton / day)	11,000 - 13,000	-	

Tapioca starch situation : Farmers have paused tapioca roots harvesting during the Songkran holidays, leading to a very limited supply of tapioca roots to starch factories.

Average Price - Tapioca Roots (25%)



ARTWELL TAPIOCA LTD.
(Subsidiary of Asia Cassava Resources Holdings Limited HKEx Stock)

We are leading Tapioca chips supply chain resources company involves the storage and export of tapioca chips from the origin to Chinese market. We manage big volume of premium quality chips and execute efficient shipments to our customers' destinations. We are engaging management in tapioca chips local procurement, storage, shipping logistics, sales and marketing.

Thailand warehouse and Bangkok office: William Chu: 66 89-5434003 (Thailand)/ (852) 6139 9815 (Hong Kong)/ (86)150 5318 2777 (China)
Email: william@artwellgroup.com.hk

Hong Kong headquarter, Tel: (852) 2369 9908 / Irene Liu: (852) 9481 0939
Email: irene@artwellgroup.com.hk



A LEADING EXPORTER OF TAPIOCA PELLETS, CHIPS AND FLOUR INCLUDING MODIFIED STARCH, AS WELL AS OTHER AGRICULTURAL GOODS.


WAREHOUSE AND SILO FOR IMPORT/ EXPORT CARGOES.

POONPHOL CO., LTD.

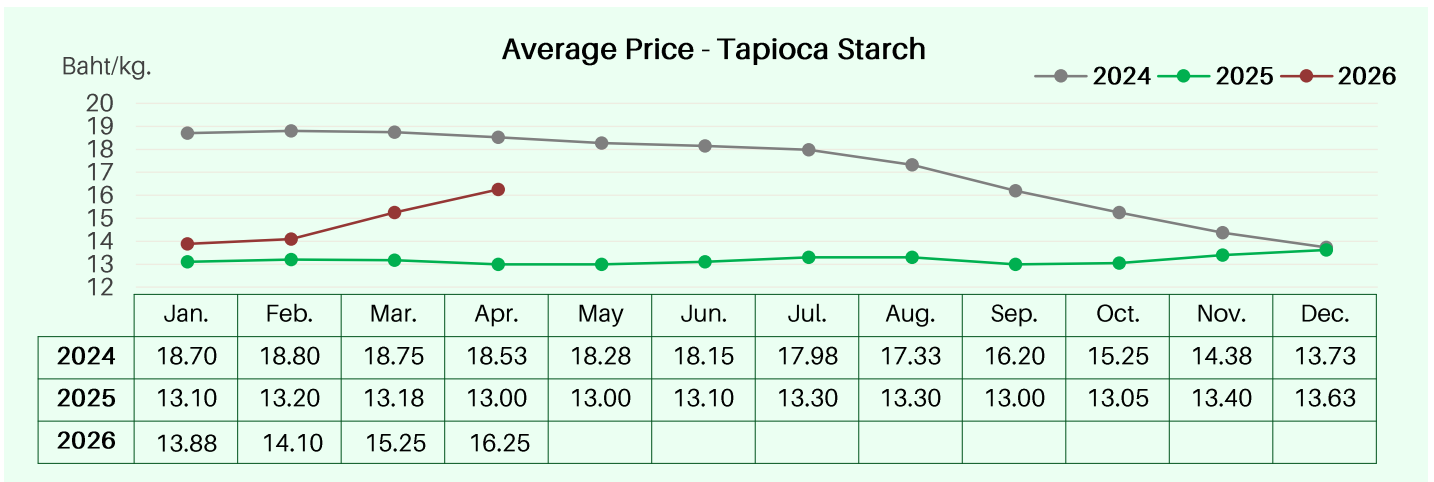
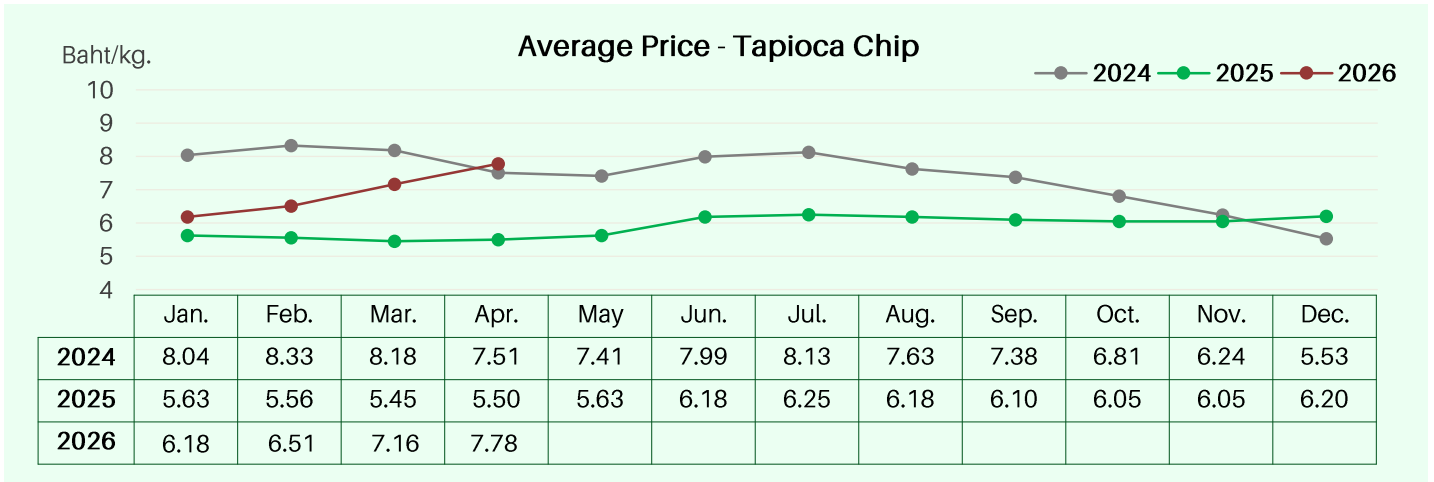
Sathorn Thani Bldg. 1, 19th Fl. 90/54-57 North Sathorn Road, Silom, Bangrak, Bangkok 10500, Thailand

+66-2-233-3990-9

tapioca@poonphol.com

 Price at Seaports

Products	1 - 15 Apr. 2026	1 - 15 Apr. 2025	Unit
Tapioca Chip	7.75 - 7.80	5.40 - 5.55	Baht / kg.
Tapioca Chip - Premium Grade	7.60 - 7.90	6.30	Baht / kg.
Tapioca Starch	16.00 - 16.50	13.00 - 13.20	Baht / kg.



THAI WAH PUBLIC COMPANY LIMITED

สมัครสร้างนวัตกรรมและความยั่งยืน จากไร่สู่ผู้บริโภค



ธุรกิจหลักของบริษัท สามารถแบ่งเป็น 3 กลุ่มหลัก คือ ผลิตภัณฑ์แป้งและที่เกี่ยวข้อง ผลิตภัณฑ์อาหาร และผลิตภัณฑ์ที่ย่อยสลายได้ตามธรรมชาติ เพื่อจัดจำหน่ายทั้งในและต่างประเทศ

21/11, 21/13 อาคารไทยวา 1 ชั้น 6 ถนนสาทรใต้ แขวงอรุณอมรินทร์ เขตสาทร กรุงเทพมหานคร 10120
 +66 (0) 2285 0040
 +66 (0) 2285 0268
 thaiwah.marketing@thaiwah.com

QR Code: 

http://www.thaiwah.com

SUSTAINABLE AND RELIABLE SERVICES



UNIVERSAL SURVEYING CO., LTD.
 环球物产检查有限公司

Established in 1967
 763, 765 Trok Krai, Songwad 2 Rd., Chakavad, Sumpunhawongse, Bangkok 10100
 Tel. 02-2228407-8 Fax. 02-2249204 E-mail : info@usc survey.com www.uscosurvey.com



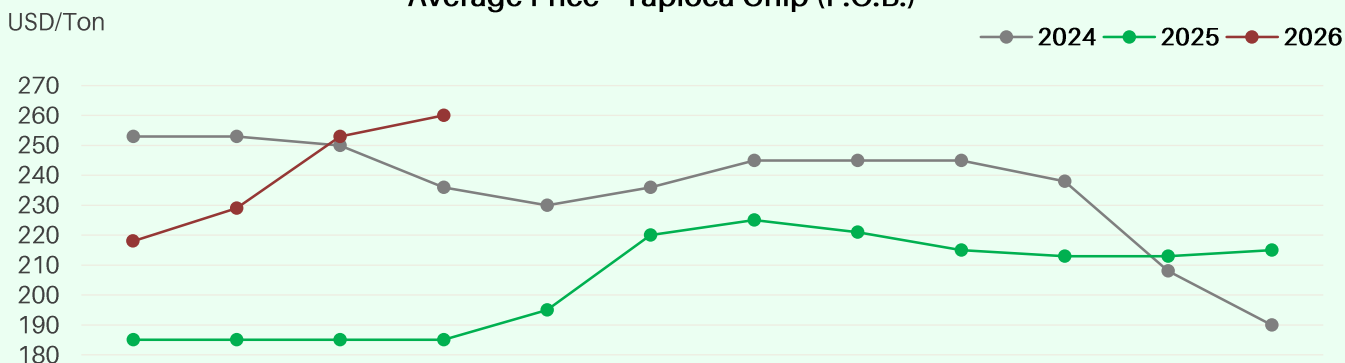
* Foreign Market Price and Trade (1 - 15 April 2026)

Export Price

Products	1 - 15 Apr. 2026	1 - 15 Apr. 2025	Unit
Tapioca Chip Shipment China (F.O.B. Koh Sichang)	255 - 265	180 - 190	USD / Ton
Tapioca Starch Premium Grade (F.O.B. Bangkok)	515 - 530	410 - 415	USD / Ton

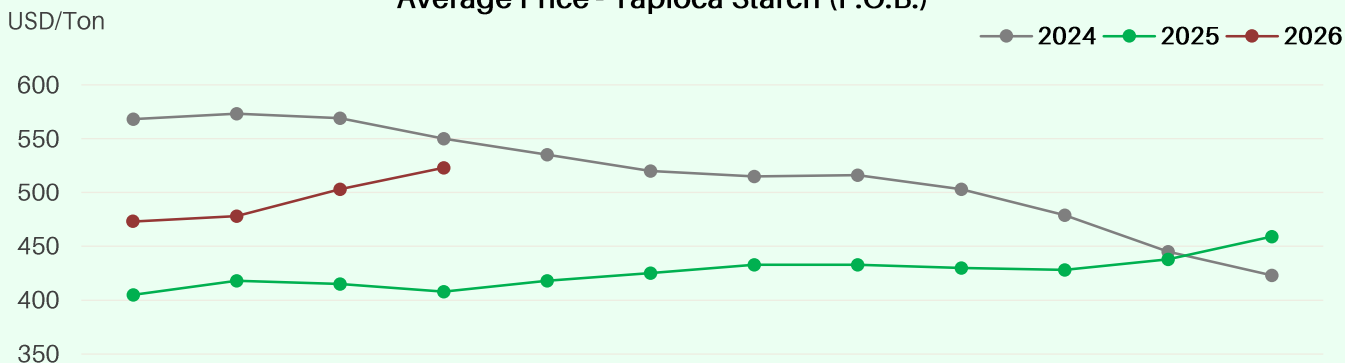
Tapioca starch situation : Exporters have increased tapioca starch prices due to higher costs caused by limited tapioca roots supply, while buyers continue to purchase only as necessary.

Average Price - Tapioca Chip (F.O.B.)



	Jan.	Feb.	Mar.	Apr.	May	Jun.	Jul.	Aug.	Sep.	Oct.	Nov.	Dec.
2024	253	253	250	236	230	236	245	245	245	238	208	190
2025	185	185	185	185	195	220	225	221	215	213	213	215
2026	218	229	253	260								

Average Price - Tapioca Starch (F.O.B.)



	Jan.	Feb.	Mar.	Apr.	May	Jun.	Jul.	Aug.	Sep.	Oct.	Nov.	Dec.
2024	568	573	569	550	535	520	515	516	503	479	445	423
2025	405	418	415	408	418	425	433	433	430	428	438	459
2026	473	478	503	523								

✻ Exchange Rate (Export Sight Bill)

Currency	Buying Rate (Baht)			Date
U.S. Dollar	highest	=	32.51	02/04/26
	lowest	=	31.72	08/04/26
Euro	highest	=	37.33	02/04/26
	lowest	=	36.91	08/04/26
Euro against U.S. Dollar	highest	=	1.17	10/04/26
	lowest	=	1.15	02/04/26
Yuan	highest	=	4.63	02/04/26
	lowest	=	4.56	08/04/26
Yen (100 Yen)	highest	=	20.04	02/04/26
	lowest	=	19.68	09/04/26

Source: Siam Commercial Bank

Average Daily Exchange Rate (Baht/USD)

1 - 15 Apr. 2026



Source: Bank of Thailand

Your innovative complete source
for **tapioca** solutions

Keng Seng Co.,Ltd.
Chok Chai Modified Starch Co.,Ltd.

71 Saladaeng 1/1 Road, Silom, Bangrak, Bangkok 10500
Tel: (662) 233-4488 Fax: (662) 237-5545
www.kengsenggroup.com
Email: sales@kengsenggroup.com

AMSCO
ASIA MODIFIED STARCH CO.,LTD.

AMSCO, a Thai-Japanese joint-venture Company, is leading specialty tapioca starch manufacturer. We promptly provide the best solution for your industries by combining our unique technology with our worldwide market understanding. Our experienced food technologist team in AMSCO's Application Center is always beside you.

Head Office : 130-132 Sindhorn Building
Tower 1, 2nd Floor, Witthayu Road,
Lumpini, Pathumwan, Bangkok
10330 THAILAND
Tel : +66 2263 2544-7
Fax: +66 2627 3493
Email: foodstarchinfo@amsco.co.th

Factory : 19 Moo 8 Theenonond Road,
Phontong, Muang,
Kalasin 46000, THAILAND
Tel : +66 4381 0555
Fax: +66 4381 0537

Honorable Certified :

- Halal
- Kosher
- GMP
- HACCP
- ISO 9001
- FSSC 22000
- ISO 14001
- TLS 8001

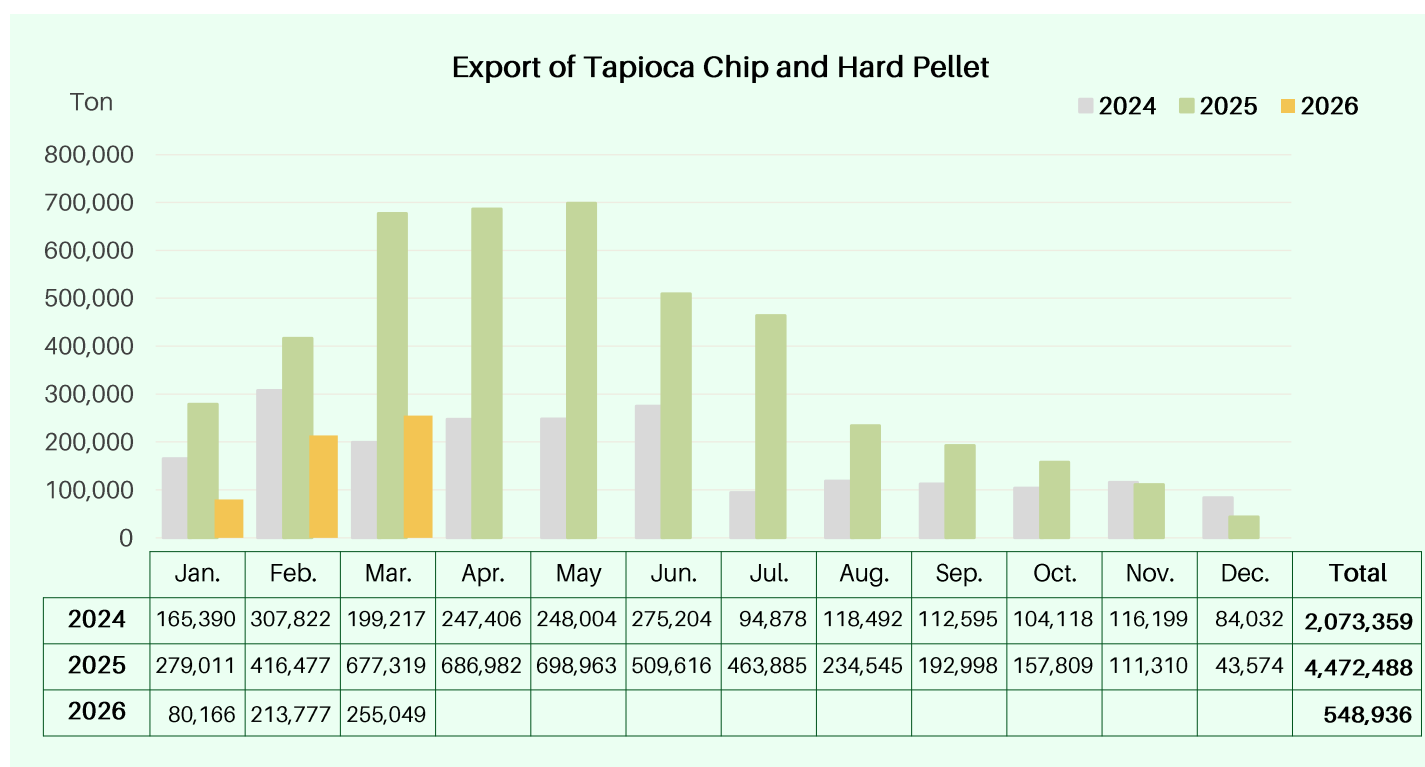
www.amsco.co.th *Beyond Starch, We Serve*

✿ Tapioca Chip and Hard Pellet Exported From Thailand

Country	MAR 2026		MAR 2025		JAN - MAR 2026		JAN - MAR 2025	
	Chip	H. Pellet	Chip	H. Pellet	Chip	H. Pellet	Chip	H. Pellet
Belgium	-	236	-	-	-	874	-	-
China	221,851	30,212	654,055	22,215	460,777	50,574	1,323,181	45,419
Germany	-	-	-	-	-	-	-	-
Indonesia	-	900	-	-	-	2,200	-	-
Japan	-	260	-	200	-	1,280	-	300
Korea Rep.	-	-	-	-	-	75	-	60
Netherlands	-	1,064	-	228	-	1,513	-	912
New Zealand	-	114	-	57	-	304	-	171
Portugal	-	-	-	-	-	-	-	-
Saudi Arabia	-	-	-	-	-	30,091	-	-
Spain	-	103	-	190	-	377	-	665
Taiwan	-	-	-	-	-	-	-	17
UK	-	260	-	114	-	362	-	439
USA	-	-	-	260	-	440	-	1,568
Other	-	49	-	-	-	69	-	76
Total	221,851	33,198	654,055	23,264	460,777	88,159	1,323,181	49,626

Sources: - Office of Commodity Standards, Department of Foreign Trade
 - Board of Trade of Thailand

Quantity: Metric Tons



Tapioca Starch Exported From Thailand

Country	FEB 2026		FEB 2025		JAN - FEB 2026		JAN - FEB 2025	
	Native	Modified	Native	Modified	Native	Modified	Native	Modified
Bangladesh	549.25	1,427	784	1,275	1,195	2,468	1,629	2,017
China	125,169	17,012	186,021	18,910	239,372	29,349	333,764	33,218
India	-	3,002	1	3,328	4	5,566	1	6,122
Indonesia	7,881	8,864	59,126	9,961	14,648	19,909	90,556	19,635
Japan	9,504	25,025	9,898	25,011	21,509	49,582	20,812	51,801
Malaysia	10,035	1,761	23,778	2,321	29,483	4,048	38,493	4,664
Netherlands	2,087	275	351	283	4,657	812	4,079	680
Philippines	2,618	1,623	9,046	2,506	4,640	4,066	16,773	4,520
S. Korea	715	8,805	1,224	7,780	1,945	19,162	4,488	13,874
Singapore	3,026	1,694	4,428	1,591	7,665	3,579	12,951	2,358
Taiwan	15,337	2,714	21,520	2,478	31,013	4,495	39,513	4,219
U.S.A.	8,450	6,028	10,214	5,092	14,064	10,759	18,809	9,625
Vietnam	12,661	2,746	47	3,383	83,661	6,150	91	5,565
Other	9,697	9,725	18,403	8,406	19,718	17,171	31,251	16,460
Total Quantity	195,080	90,701	344,841	92,325	389,996	177,116	613,210	174,759
Value	2,778	2,351	4,608	2,644	5,478	4,604	8,335	5,064

Source: Thai Customs Department

Quantity: Metric Tons
Value: Million Baht

