

# TTTA News

Issue No.08/2026 / 30 April 2026



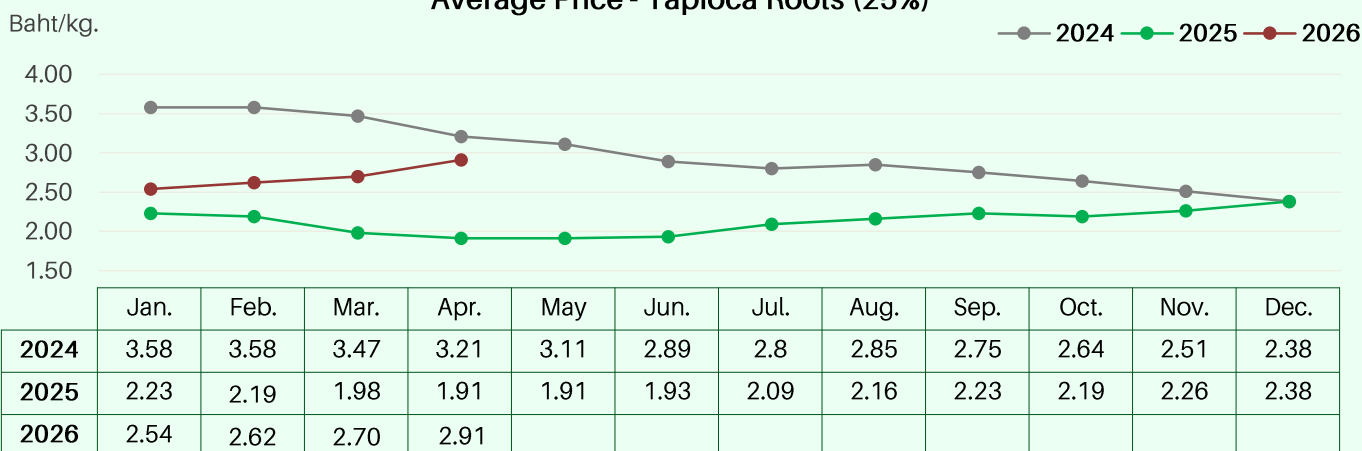
## Domestic Market Price and Trade (16-30 April 2026)

Price and quantity of tapioca roots in the market

Items	Northeast (Nakhon Ratchasima)	East (Chonburi)	Lower Northern (Kamphaeng Phet)
Price of tapioca roots Starch content 25% (Baht / kg.)	2.60 - 3.30	2.75 - 3.00	2.60 - 3.30
Average starch content	21 - 23%	19 - 21%	19 - 24%
Tapioca roots in the market (Ton / day)	5,000 - 6,000	1,000	

Tapioca starch situation : Tapioca roots supply to starch factories remains very limited after the Songkran holidays, while starch content declines seasonally.

Average Price - Tapioca Roots (25%)



Your innovative complete source  
for tapioca solutions

**Keng Seng Co.,Ltd.**  
**Chok Chai Modified Starch Co.,Ltd.**

71 Saladaeng 1/1 Road, Silom, Bangrak, Bangkok 10500  
Tel: (662) 233-4488 Fax: (662) 237-5545  
www.kengsenggroup.com  
Email: sales@kengsenggroup.com

AMSCO, a Thai-Japanese joint-venture Company, is leading specialty tapioca starch manufacturer. We promptly provide the best solution for your industries by combining our unique technology with our worldwide market understanding. Our experienced food technologist team in AMSCO's Application Center is always beside you.

**Head Office :** 130-132 Sindhorn Building Tower 1, 2nd Floor, Witthayu Road, Lumpini, Pathumwan, Bangkok 10330 THAILAND  
Tel : +66 2263 2544-7  
Fax: +66 2627 3493  
Email: foodstarchinfo@amsco.co.th

**Factory :** 19 Moo 8 Theenand Road, Phontong, Muang, Kalasin 46000, THAILAND  
Tel : +66 4381 0555  
Fax: +66 4381 0537

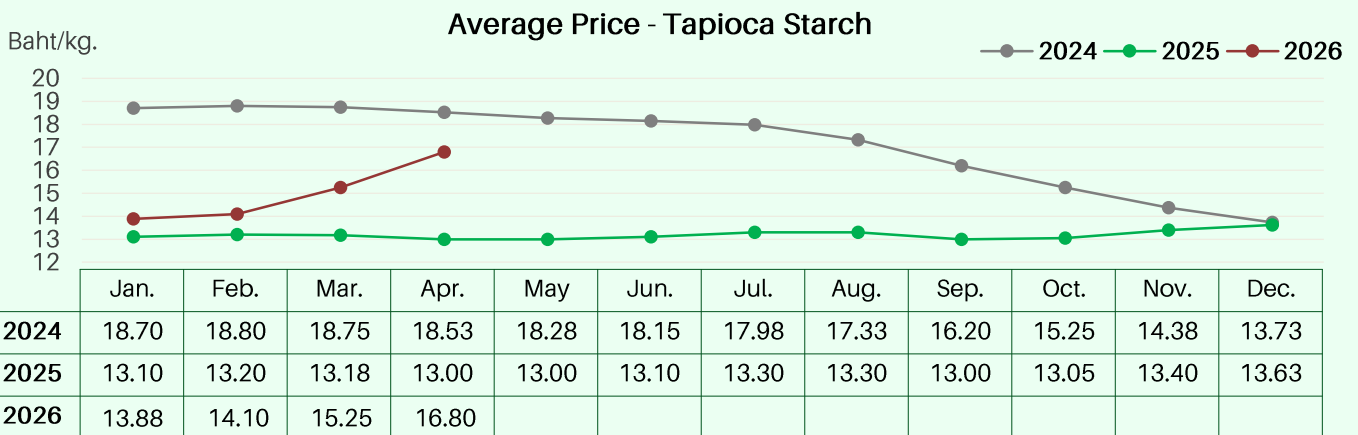
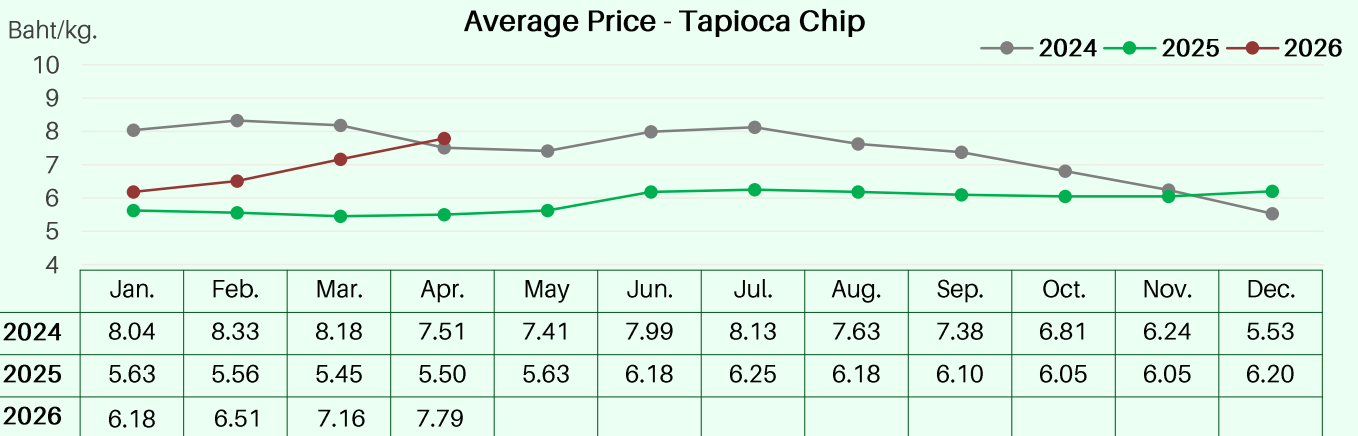
**Honorable Certified :**

- Halal
- Kosher
- GMP
- HACCP
- ISO 9001
- FSSC 22000
- ISO 14001
- TLS 8001

[www.amsco.co.th](http://www.amsco.co.th) *Beyond Starch, We Serve*

## Price at Seaports

Products	16 - 30 Apr. 2026	16 - 30 Apr. 2025	Unit
Tapioca Chip	7.60 - 8.00	5.40 - 5.65	Baht / kg.
Tapioca Chip - Premium Grade	7.90 - 8.20	6.30	Baht / kg.
Tapioca Starch	17.20 - 17.50	12.80 - 13.00	Baht / kg.



**ARTWELL TAPIOCA LTD.**  
(Subsidiary of Asia Cassava Resources Holdings Limited HKEx Stock)

We are leading Tapioca chips supply chain resources company involves the storage and export of tapioca chips from the origin to Chinese market. We manage big volume of premium quality chips and execute efficient shipments to our customers' destinations. We are engaging management in tapioca chips local procurement, storage, shipping logistics, sales and marketing.

Thailand warehouse and Bangkok office: William Chu: 66 89-5434003 (Thailand)/ (852) 6139 9815 (Hong Kong)/ (86)150 5318 2777 (China)  
Email: [william@artwellgroup.com.hk](mailto:william@artwellgroup.com.hk)

Hong Kong headquarter, Tel: (852) 2369 9908 / Irene Liu: (852) 9481 0939  
Email: [irene@artwellgroup.com.hk](mailto:irene@artwellgroup.com.hk)



**A LEADING EXPORTER OF TAPIOCA PELLETS, CHIPS AND FLOUR INCLUDING MODIFIED STARCH, AS WELL AS OTHER AGRICULTURAL GOODS.**

**WAREHOUSE AND SILO FOR IMPORT/ EXPORT CARGOES.**

**POONPHOL CO., LTD.**

Sathorn Thani Bldg. 1, 19th Fl. 90/54-57 North Sathorn Road, Silom, Bangrak, Bangkok 10500, Thailand

+66-2-233-3990-9

[tapioca@poonphol.com](mailto:tapioca@poonphol.com)

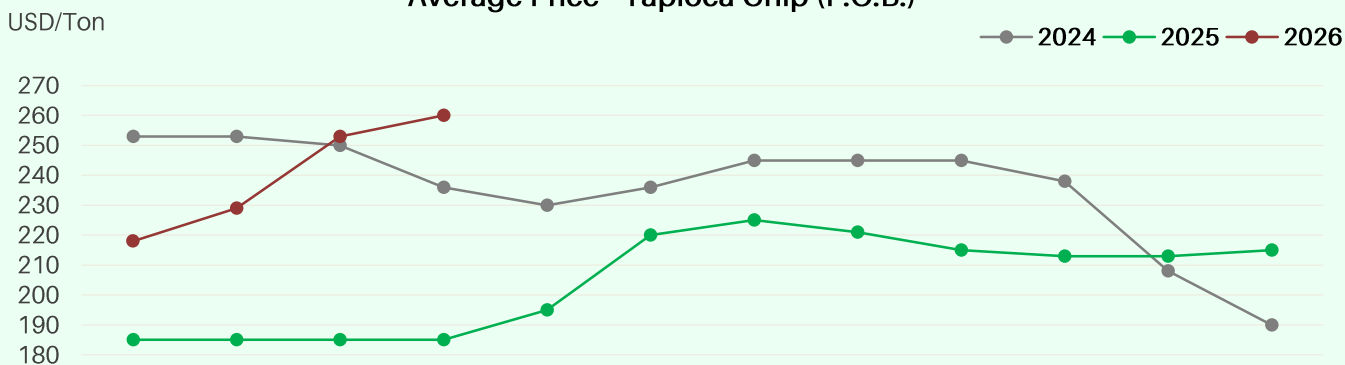
# \* Foreign Market Price and Trade (16 - 30 April 2026)

## Export Price

Products	16 - 30 Apr. 2026	16 - 30 Apr. 2025	Unit
Tapioca Chip Shipment China (F.O.B. Koh Sichang)	255 - 265	180 - 190	USD / Ton
Tapioca Starch Premium Grade (F.O.B. Bangkok)	560 - 570	405 - 410	USD / Ton

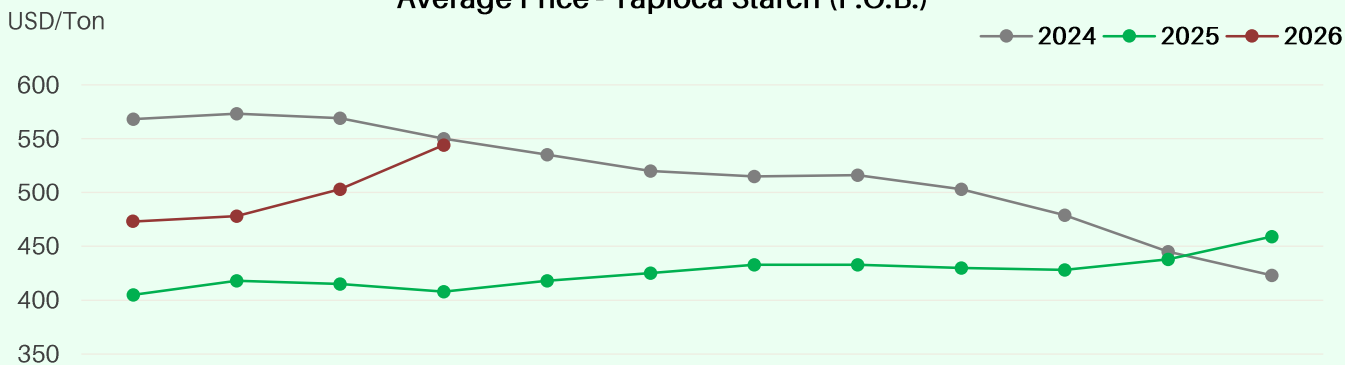
**Tapioca starch situation :** Buyers continue to purchase only as necessary due to high starch prices, while exporters are quoting higher prices due to raw material shortages.

Average Price - Tapioca Chip (F.O.B.)



	Jan.	Feb.	Mar.	Apr.	May	Jun.	Jul.	Aug.	Sep.	Oct.	Nov.	Dec.
2024	253	253	250	236	230	236	245	245	245	238	208	190
2025	185	185	185	185	195	220	225	221	215	213	213	215
2026	218	229	253	260								

Average Price - Tapioca Starch (F.O.B.)



	Jan.	Feb.	Mar.	Apr.	May	Jun.	Jul.	Aug.	Sep.	Oct.	Nov.	Dec.
2024	568	573	569	550	535	520	515	516	503	479	445	423
2025	405	418	415	408	418	425	433	433	430	428	438	459
2026	473	478	503	544								

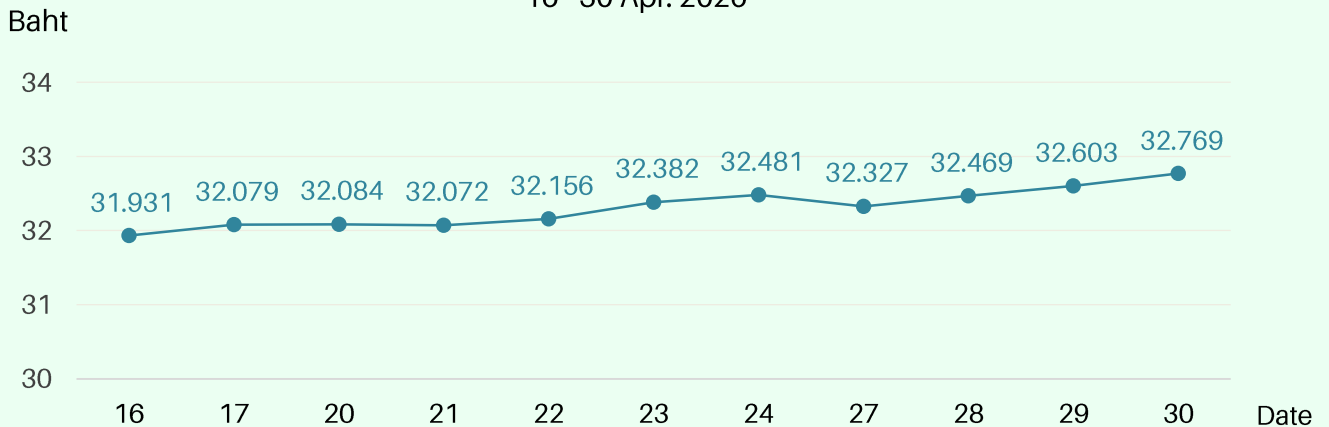
## \* Exchange Rate (Export Sight Bill)

Currency	Buying Rate (Baht)			Date
U.S. Dollar	highest	=	32.43	29/04/26
	lowest	=	31.74	16/04/26
Euro	highest	=	37.79	29/04/26
	lowest	=	37.23	16/04/26
Euro against U.S. Dollar	highest	=	1.17	17/04/26
	lowest	=	1.16	24/04/26
Yuan	highest	=	4.66	29/04/26
	lowest	=	4.57	16/04/26
Yen (100 Yen)	highest	=	19.96	30/04/26
	lowest	=	19.64	16/04/26

Source: Siam Commercial Bank

### Average Daily Exchange Rate (Baht/USD)

16 - 30 Apr. 2026



Source: Bank of Thailand

THAI WAH  
PUBLIC COMPANY LIMITED

สรรค์สร้างนวัตกรรมและความยั่งยืน  
จากไร่สู่ผู้บริโภค

21/11, 21/13 อาคารนิเวศฯ 1 ชั้น 6 ถนนสาทรใต้  
แขวงทุ่งพญาไท เขตสาทร กรุงเทพมหานคร 10120

+66 (0) 2285 0040

+66 (0) 2285 0268

thaiwah.marketing@thaiwah.com

ธุรกิจหลักของบริษัท สามารถแบ่งเป็น 3 กลุ่มหลัก  
คือ ผลิตภัณฑ์แป้งและกึ่งแปรรูป ผลิตภัณฑ์อาหาร  
และผลิตภัณฑ์ที่ย่อยสลายได้ตามธรรมชาติ  
เพื่อจัดจำหน่ายทั้งในและต่างประเทศ

http://www.thaiwah.com

SUSTAINABLE  
AND  
RELIABLE  
SERVICES

UNIVERSAL SURVEYING CO., LTD.  
环球物产检查有限公司

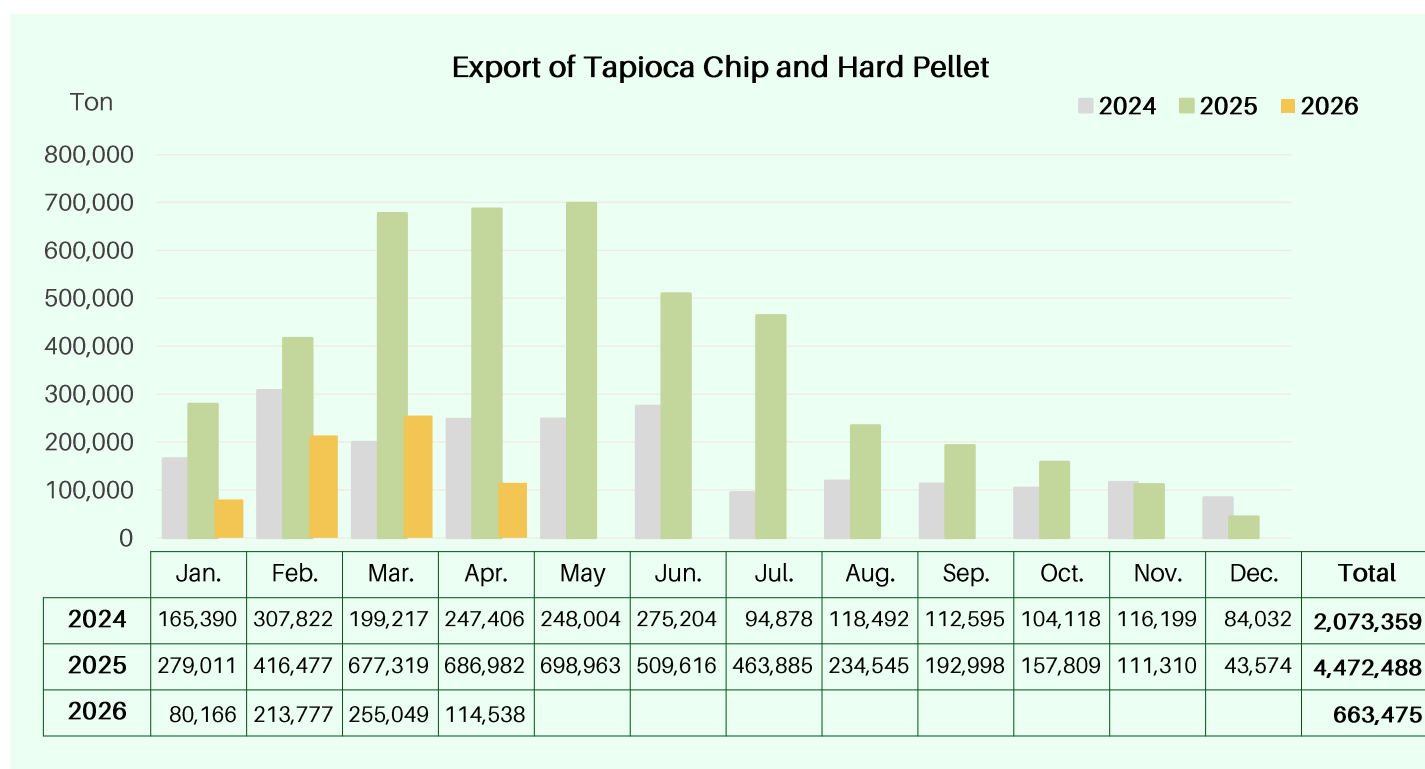
Established in 1967  
763, 765 Trok Krai, Songwad 2 Rd., Chakavad, Sumpunthawongse, Bangkok 10100  
Tel. 02-2228407-8 Fax. 02-2249204 E-mail : info@usc survey.com www.uscosurvey.com

## ❁ Tapioca Chip and Hard Pellet Exported From Thailand

Country	APR 2026		APR 2025		JAN - APR 2026		JAN - APR 2025	
	Chip	H. Pellet	Chip	H. Pellet	Chip	H. Pellet	Chip	H. Pellet
Belgium	-	508	-	114	-	1,382	-	114
China	78,936	32,237	656,693	29,380	539,712	82,811	1,979,874	74,799
Germany	-	-	-	-	-	-	-	-
Indonesia	-	1,000	-	-	-	3,200	-	-
Japan	-	320	-	160	-	1,600	-	460
Korea Rep.	-	-	-	-	-	75	-	60
Netherlands	-	336	48	266	-	1,849	48	1,178
New Zealand	-	57	-	57	-	361	-	228
Portugal	-	-	-	-	-	-	-	-
Saudi Arabia	-	-	-	-	-	30,091	-	-
Spain	-	205	-	190	-	582	-	855
Taiwan	-	-	-	17	-	-	-	34
UK	-	51	-	-	-	414	-	439
USA	-	888	-	57	-	1,328	-	1,625
Other	-	-	-	-	-	69	-	76
<b>Total</b>	<b>78,936</b>	<b>35,603</b>	<b>656,741</b>	<b>30,241</b>	<b>539,712</b>	<b>123,762</b>	<b>1,979,922</b>	<b>79,867</b>

Sources: - Office of Commodity Standards, Department of Foreign Trade  
 - Board of Trade of Thailand

Quantity: Metric Tons



## Tapioca Starch Exported From Thailand

Country	MAR 2026		MAR 2025		JAN - MAR 2026		JAN - MAR 2025	
	Native	Modified	Native	Modified	Native	Modified	Native	Modified
Bangladesh	722	1,596	689	941	1,917	4,064	2,318	2,958
China	182,412	21,524	168,208	19,487	421,784	50,874	501,972	52,705
India	-	4,236	19,501	5,073	4	9,803	20,501	11,195
Indonesia	5,978	8,597	29,486	8,044	20,626	28,506	120,042	27,679
Japan	5,542	32,729	5,892	29,135	27,051	82,311	26,704	80,935
Malaysia	18,809	1,995	25,663	2,067	48,292	6,042	64,157	6,731
Netherlands	523	504	1,082	349	5,180	1,316	5,161	1,030
Philippines	3,640	2,971	7,786	2,434	8,280	7,038	24,559	6,954
S. Korea	2,927	7,478	1,807	5,794	4,872	26,640	6,295	19,668
Singapore	5,033	2,129	7,278	1,107	12,698	5,708	20,229	3,465
Taiwan	23,886	2,943	27,997	2,553	54,899	7,438	67,510	6,772
U.S.A.	9,788	4,889	11,696	4,034	23,852	15,648	30,504	13,660
Vietnam	88.1	3,779	26	3,457	171,761	9,928	117	9,022
Other	8,472	8,991	27,826	6,980	28,190	26,161	59,077	23,440
<b>Total Quantity</b>	<b>267,819</b>	<b>104,361</b>	<b>315,456</b>	<b>91,455</b>	<b>657,816</b>	<b>281,477</b>	<b>928,666</b>	<b>266,215</b>
<b>Value</b>	<b>3,951</b>	<b>2,662</b>	<b>4,212</b>	<b>2,492</b>	<b>9,429</b>	<b>7,266</b>	<b>12,547</b>	<b>7,557</b>

Source: Thai Customs Department

Quantity: Metric Tons  
Value: Million Baht

