

TTTA News

Issue No.09/2026 / 15 May 2026



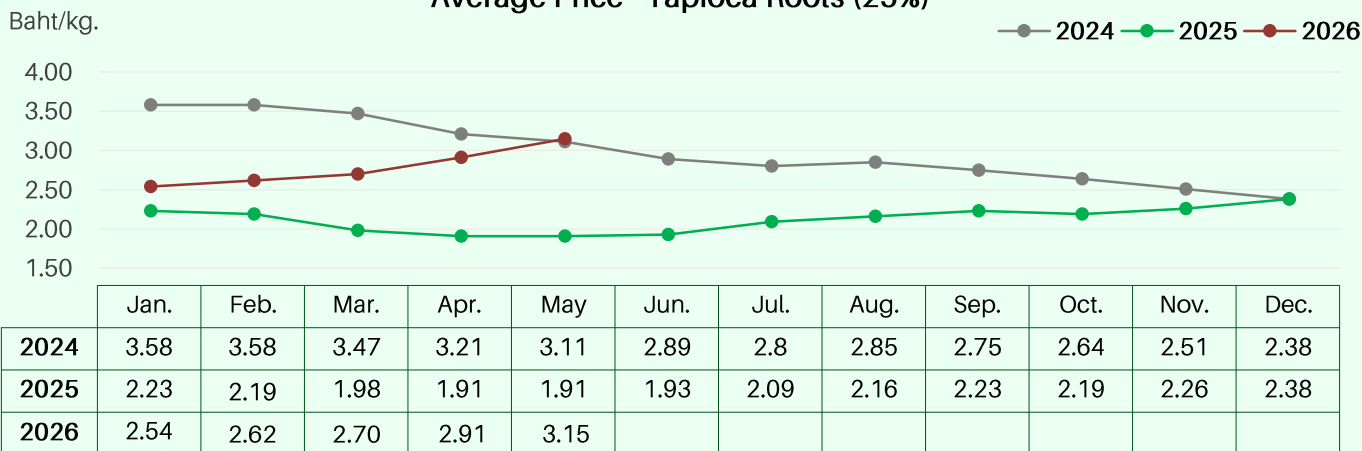
Domestic Market Price and Trade (1 - 15 May 2026)

Price and quantity of tapioca roots in the market

Items	Northeast (Nakhon Ratchasima)	East (Chonburi)	Lower Northern (Kamphaeng Phet)
Price of tapioca roots Starch content 25% (Baht / kg.)	3.00 - 3.60	2.95 - 3.05	2.75 - 3.35
Average starch content	19 - 22%	19 - 21%	18 - 23%
Tapioca roots in the market (Ton / day)	5,000	1,000	

Tapioca starch situation : The supply of tapioca roots to starch factories remains very limited, causing most starch factories to halt production. Starch content has fallen to 19-22%, lower than the same period last year.

Average Price - Tapioca Roots (25%)



THAI WAH PUBLIC COMPANY LIMITED

สมัครสร้างนวัตกรรมและความยั่งยืน จากไร่สู่ผู้บริโภค

ธุรกิจหลักของบริษัท สามารถแบ่งเป็น 3 กลุ่มหลัก คือ ผลิตภัณฑ์แป้งและที่เกี่ยวข้อง ผลิตภัณฑ์อาหาร และผลิตภัณฑ์ที่ย่อยสลายได้ตามธรรมชาติ เพื่อจัดจำหน่ายทั้งในและต่างประเทศ

21/11, 21/13 อาคารไทยวา 1 ชั้น 6 ถนนสาทรใต้ แขวงทุ่งพญาไท เขตสาทร กรุงเทพมหานคร 10120
+66 (0) 2285 0040
+66 (0) 2285 0268
thaiwah.marketing@thaiwah.com

https://www.thaiwah.com

SUSTAINABLE AND RELIABLE SERVICES

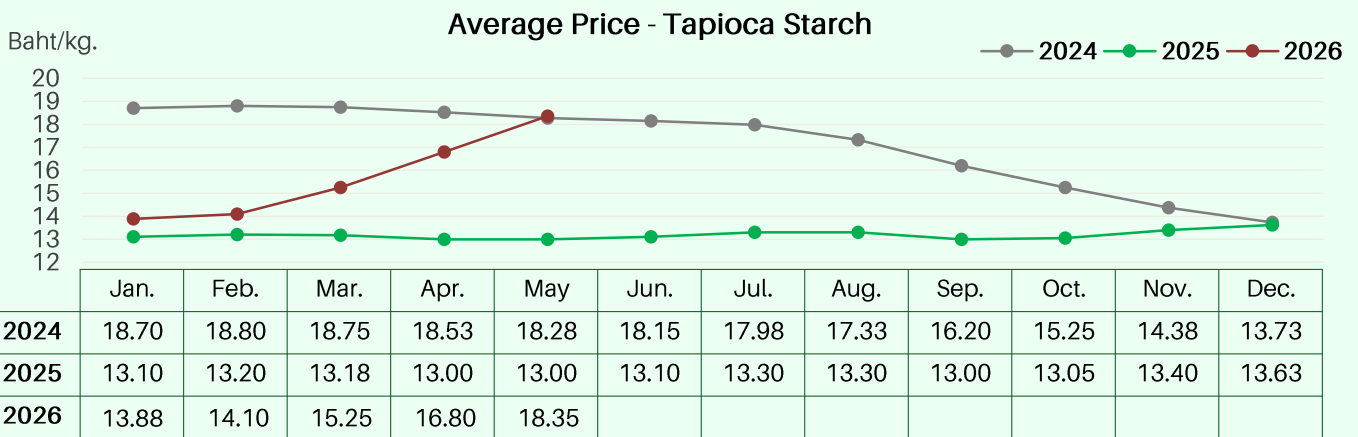
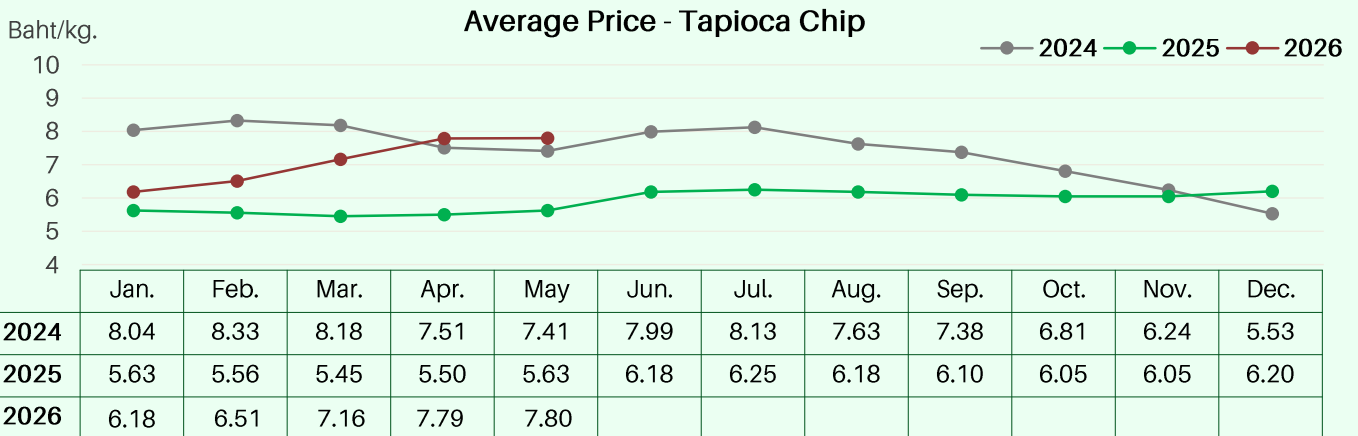
USCO THAILAND

UNIVERSAL SURVEYING CO., LTD.
环球物产检查有限公司

Established in 1967
763, 765 Trok Krai, Songwad 2 Rd., Chakavad, Sumpunhawongse, Bangkok 10100
Tel. 02-2228407-8 Fax. 02-2249204 E-mail: info@usc survey.com www.uscosurvey.com

Price at Seaports

Products	1 - 15 May 2026	1 - 15 May 2025	Unit
Tapioca Chip	7.60 - 8.00	5.40 - 5.85	Baht / kg.
Tapioca Chip - Premium Grade	7.90 - 8.20	6.20	Baht / kg.
Tapioca Starch	18.20 - 18.50	12.80 - 13.00	Baht / kg.



Your innovative complete source
for tapioca solutions

Keng Seng Co.,Ltd.
Chok Chai Modified Starch Co.,Ltd.

71 Saladaeng 1/1 Road, Silom, Bangrak, Bangkok 10500
Tel: (662) 233-4488 Fax: (662) 237-5545
www.kengsenggroup.com
Email: sales@kengsenggroup.com

AMSCO
ASIA MODIFIED STARCH CO.,LTD.

AMSCO, a Thai-Japanese joint-venture Company, is leading specialty tapioca starch manufacturer. We promptly provide the best solution for your industries by combining our unique technology with our worldwide market understanding. Our experienced food technologist team in AMSCO's Application Center is always beside you.

Head Office : 130-132 Sindhorn Building Tower 1, 2nd Floor, Witthayu Road, Lumpini, Pathumwan, Bangkok 10330 THAILAND
Tel : +66 2263 2544-7
Fax: +66 2627 3493
Email: foodstarchinfo@amsco.co.th

Factory : 19 Moo 8 Theenonond Road, Phontong, Muang, Kalasin 46000, THAILAND
Tel : +66 4381 0555
Fax: +66 4381 0537

Honorable Certified :

- Halal
- Kosher
- GMP
- HACCP
- ISO 9001
- FSSC 22000
- ISO 14001
- TLS 8001

www.amsco.co.th

Beyond Starch, We Serve

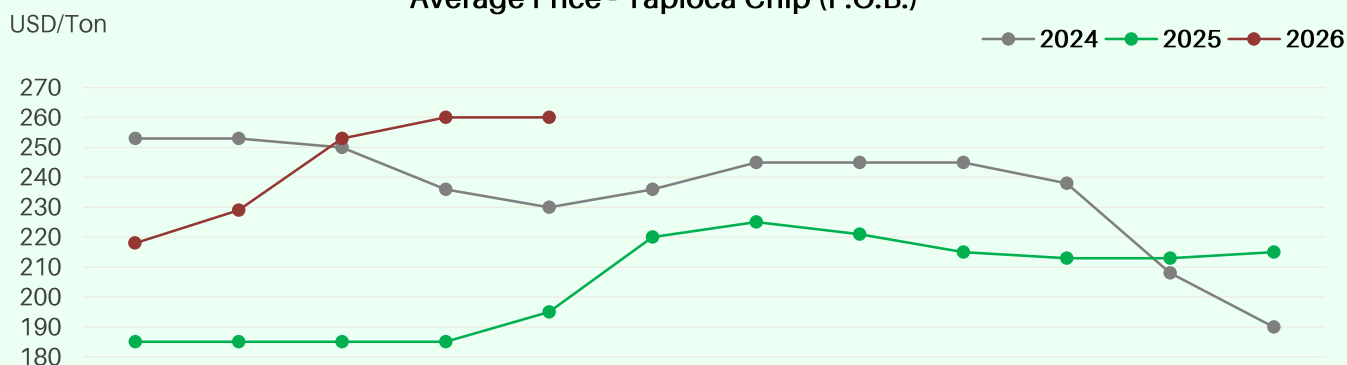
* Foreign Market Price and Trade (1 - 15 May 2026)

Export Price

Products	1 - 15 May 2026	1 - 15 May 2025	Unit
Tapioca Chip Shipment China (F.O.B. Koh Sichang)	255 - 265	190 - 195	USD / Ton
Tapioca Starch Premium Grade (F.O.B. Bangkok)	590 - 600	410 - 415	USD / Ton

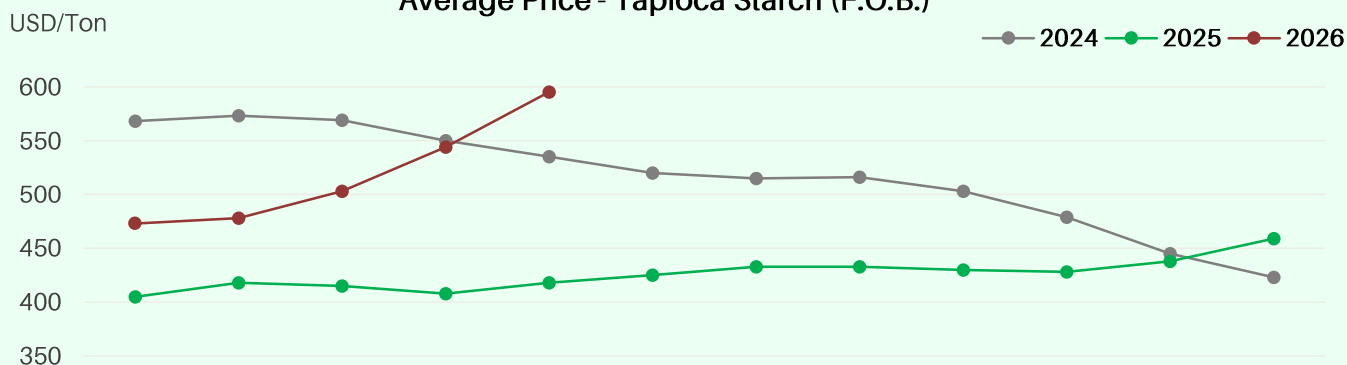
Tapioca starch situation : Exporters are quoting the highest tapioca starch prices seen in many years due to soaring tapioca root costs, while buyers are beginning to switch to alternative starches.

Average Price - Tapioca Chip (F.O.B.)



	Jan.	Feb.	Mar.	Apr.	May	Jun.	Jul.	Aug.	Sep.	Oct.	Nov.	Dec.
2024	253	253	250	236	230	236	245	245	245	238	208	190
2025	185	185	185	185	195	220	225	221	215	213	213	215
2026	218	229	253	260	260							

Average Price - Tapioca Starch (F.O.B.)



	Jan.	Feb.	Mar.	Apr.	May	Jun.	Jul.	Aug.	Sep.	Oct.	Nov.	Dec.
2024	568	573	569	550	535	520	515	516	503	479	445	423
2025	405	418	415	408	418	425	433	433	430	428	438	459
2026	473	478	503	544	595							

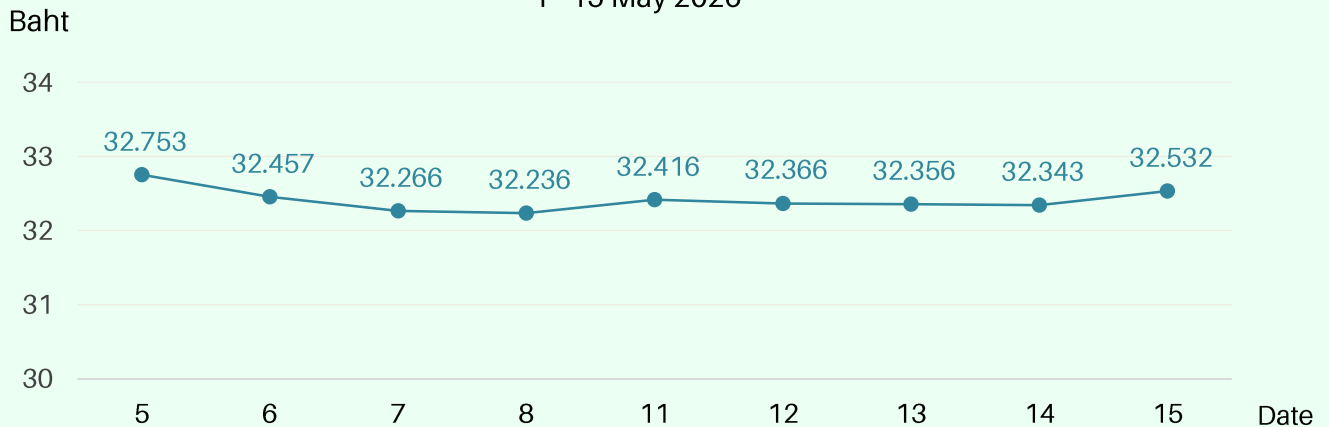
✳ Exchange Rate (Export Sight Bill)

Currency	Buying Rate (Baht)			Date
U.S. Dollar	highest	=	32.49	05/05/26
	lowest	=	31.88	07/05/26
Euro	highest	=	37.83	05/05/26
	lowest	=	37.36	07/05/26
Euro against U.S. Dollar	highest	=	1.17	11/05/26
	lowest	=	1.16	15/05/26
Yuan	highest	=	4.67	15/05/26
	lowest	=	4.61	07/05/26
Yen (100 Yen)	highest	=	20.34	05/05/26
	lowest	=	19.98	14/05/26

Source: Siam Commercial Bank

Average Daily Exchange Rate (Baht/USD)

1 - 15 May 2026



Source: Bank of Thailand



ARTWELL TAPIOCA LTD.
(Subsidiary of Asia Cassava Resources Holdings Limited HKEx Stock)

We are leading Tapioca chips supply chain resources company involves the storage and export of tapioca chips from the origin to Chinese market. We manage big volume of premium quality chips and execute efficient shipments to our customers' destinations. We are engaging management in tapioca chips local procurement, storage, shipping logistics, sales and marketing.

Thailand warehouse and Bangkok office: William Chu: 66 89-5434003 (Thailand)/ (852) 6139 9815 (Hong Kong)/ (86)150 5318 2777 (China)
Email: william@artwellgroup.com.hk

Hong Kong headquarter, Tel: (852) 2369 9908 / Irene Liu: (852) 9481 0939
Email: irene@artwellgroup.com.hk



A LEADING EXPORTER OF TAPIOCA PELLETS, CHIPS AND FLOUR INCLUDING MODIFIED STARCH, AS WELL AS OTHER AGRICULTURAL GOODS.

WAREHOUSE AND SILO FOR IMPORT/ EXPORT CARGOES.

POONPHOL CO., LTD.

Sathorn Thani Bldg. 1, 19th Fl. 90/54-57 North Sathorn Road, Silom, Bangrak, Bangkok 10500, Thailand

☎ +66-2-233-3990-9

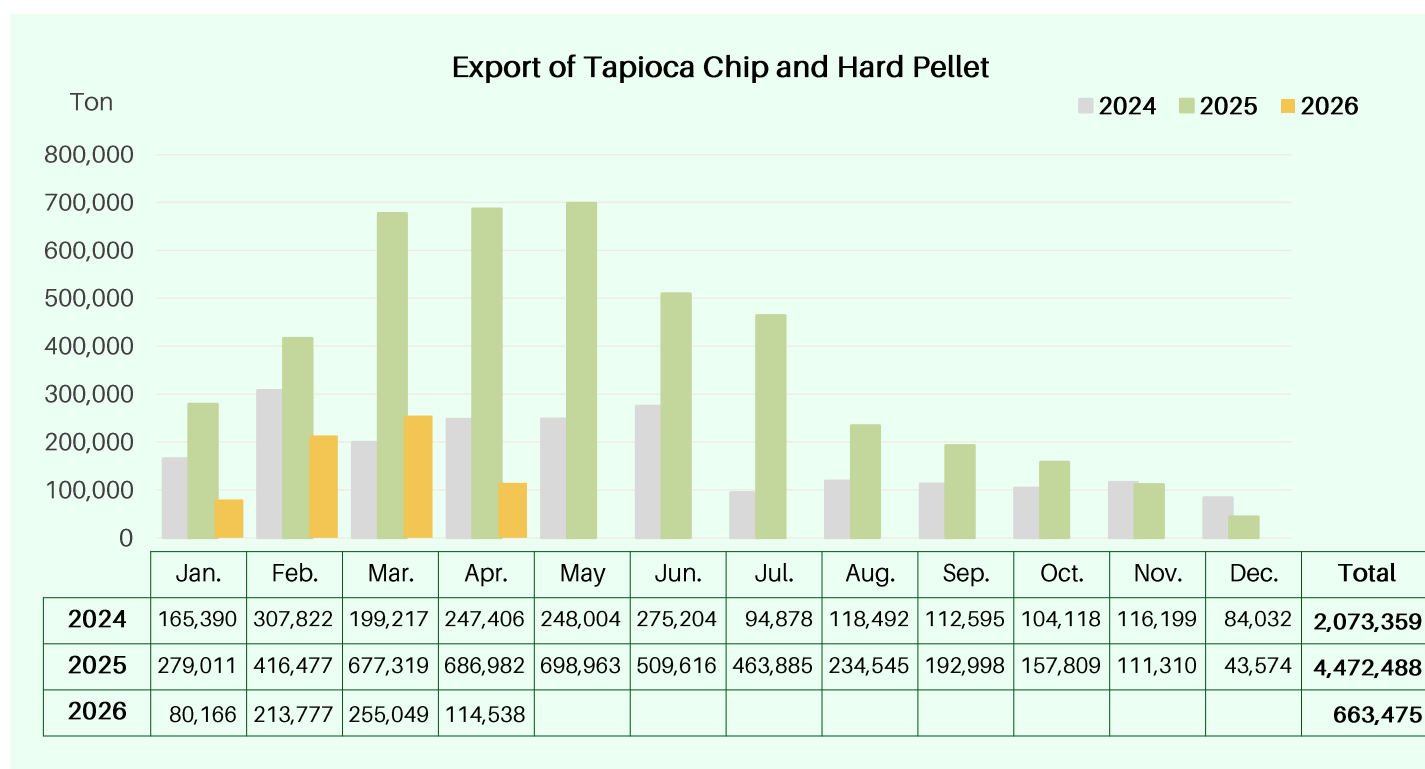
✉ tapioca@poonphol.com

* Tapioca Chip and Hard Pellet Exported From Thailand

Country	APR 2026		APR 2025		JAN - APR 2026		JAN - APR 2025	
	Chip	H. Pellet	Chip	H. Pellet	Chip	H. Pellet	Chip	H. Pellet
Belgium	-	508	-	114	-	1,382	-	114
China	78,936	32,237	656,693	29,380	539,712	82,811	1,979,874	74,799
Germany	-	-	-	-	-	-	-	-
Indonesia	-	1,000	-	-	-	3,200	-	-
Japan	-	320	-	160	-	1,600	-	460
Korea Rep.	-	-	-	-	-	75	-	60
Netherlands	-	336	48	266	-	1,849	48	1,178
New Zealand	-	57	-	57	-	361	-	228
Portugal	-	-	-	-	-	-	-	-
Saudi Arabia	-	-	-	-	-	30,091	-	-
Spain	-	205	-	190	-	582	-	855
Taiwan	-	-	-	17	-	-	-	34
UK	-	51	-	-	-	414	-	439
USA	-	888	-	57	-	1,328	-	1,625
Other	-	-	-	-	-	69	-	76
Total	78,936	35,603	656,741	30,241	539,712	123,762	1,979,922	79,867

Sources: - Office of Commodity Standards, Department of Foreign Trade
 - Board of Trade of Thailand

Quantity: Metric Tons



Tapioca Starch Exported From Thailand

Country	MAR 2026		MAR 2025		JAN - MAR 2026		JAN - MAR 2025	
	Native	Modified	Native	Modified	Native	Modified	Native	Modified
Bangladesh	722	1,596	689	941	1,917	4,064	2,318	2,958
China	182,412	21,524	168,208	19,487	421,784	50,874	501,972	52,705
India	-	4,236	19,501	5,073	4	9,803	20,501	11,195
Indonesia	5,978	8,597	29,486	8,044	20,626	28,506	120,042	27,679
Japan	5,542	32,729	5,892	29,135	27,051	82,311	26,704	80,935
Malaysia	18,809	1,995	25,663	2,067	48,292	6,042	64,157	6,731
Netherlands	523	504	1,082	349	5,180	1,316	5,161	1,030
Philippines	3,640	2,971	7,786	2,434	8,280	7,038	24,559	6,954
S. Korea	2,927	7,478	1,807	5,794	4,872	26,640	6,295	19,668
Singapore	5,033	2,129	7,278	1,107	12,698	5,708	20,229	3,465
Taiwan	23,886	2,943	27,997	2,553	54,899	7,438	67,510	6,772
U.S.A.	9,788	4,889	11,696	4,034	23,852	15,648	30,504	13,660
Vietnam	88.1	3,779	26	3,457	171,761	9,928	117	9,022
Other	8,472	8,991	27,826	6,980	28,190	26,161	59,077	23,440
Total Quantity	267,819	104,361	315,456	91,455	657,816	281,477	928,666	266,215
Value	3,951	2,662	4,212	2,492	9,429	7,266	12,547	7,557

Source: Thai Customs Department

Quantity: Metric Tons
Value: Million Baht

