

TTTA News

Issue No.10/2026 / 31 May 2026



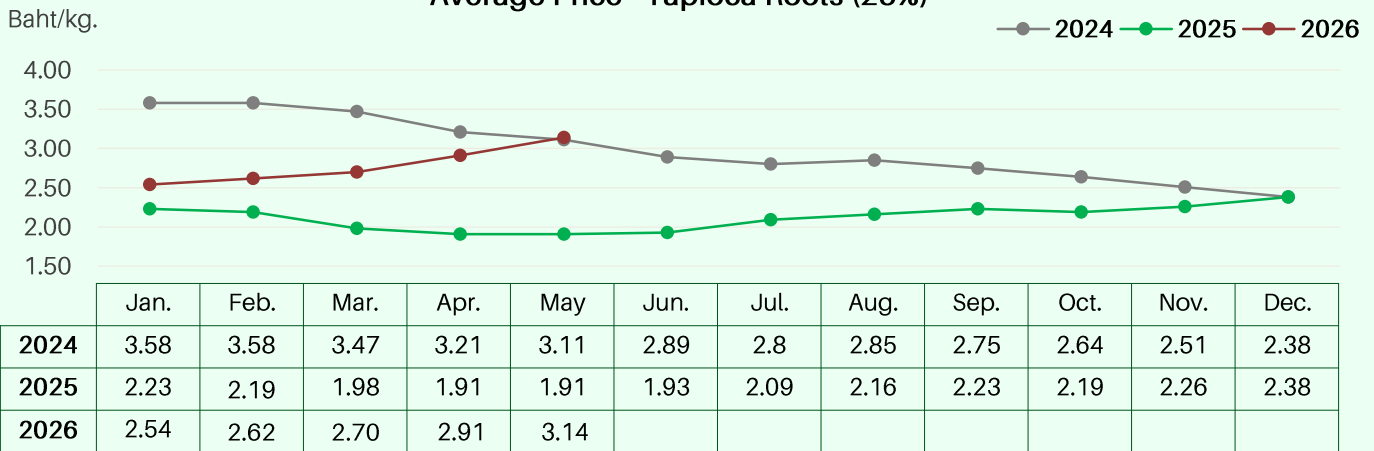
Domestic Market Price and Trade (16-31 May 2026)

Price and quantity of tapioca roots in the market

Items	Northeast (Nakhon Ratchasima)	East (Chonburi)	Lower Northern (Kamphaeng Phet)
Price of tapioca roots Starch content 25% (Baht / kg.)	3.00 - 3.55	2.95 - 3.05	2.75 - 3.25
Average starch content	19 - 22%	19 - 21%	17 - 23%
Tapioca roots in the market (Ton / day)	5,000 - 6,000	1,500	

Tapioca starch situation : The supply of tapioca roots to starch factories remains limited and starch content has fallen to 17-19%.

Average Price - Tapioca Roots (25%)



ARTWELL TAPIOCA LTD.
(Subsidiary of Asia Cassava Resources Holdings Limited HKEx Stock)

We are leading Tapioca chips supply chain resources company involves the storage and export of tapioca chips from the origin to Chinese market. We manage big volume of premium quality chips and execute efficient shipments to our customers' destinations. We are engaging management in tapioca chips local procurement, storage, shipping logistics, sales and marketing.

Thailand warehouse and Bangkok office: William Chu: 66 89-5434003 (Thailand)/ (852) 6139 9815 (Hong Kong)/ (86)150 5318 2777 (China)
Email: william@artwellgroup.com.hk

Hong Kong headquarter, Tel: (852) 2369 9908 / Irene Liu: (852) 9481 0939
Email: irene@artwellgroup.com.hk



A LEADING EXPORTER OF TAPIOCA PELLETS, CHIPS AND FLOUR INCLUDING MODIFIED STARCH, AS WELL AS OTHER AGRICULTURAL GOODS.


WAREHOUSE AND SILO FOR IMPORT/ EXPORT CARGOES.

POONPHOL CO., LTD.

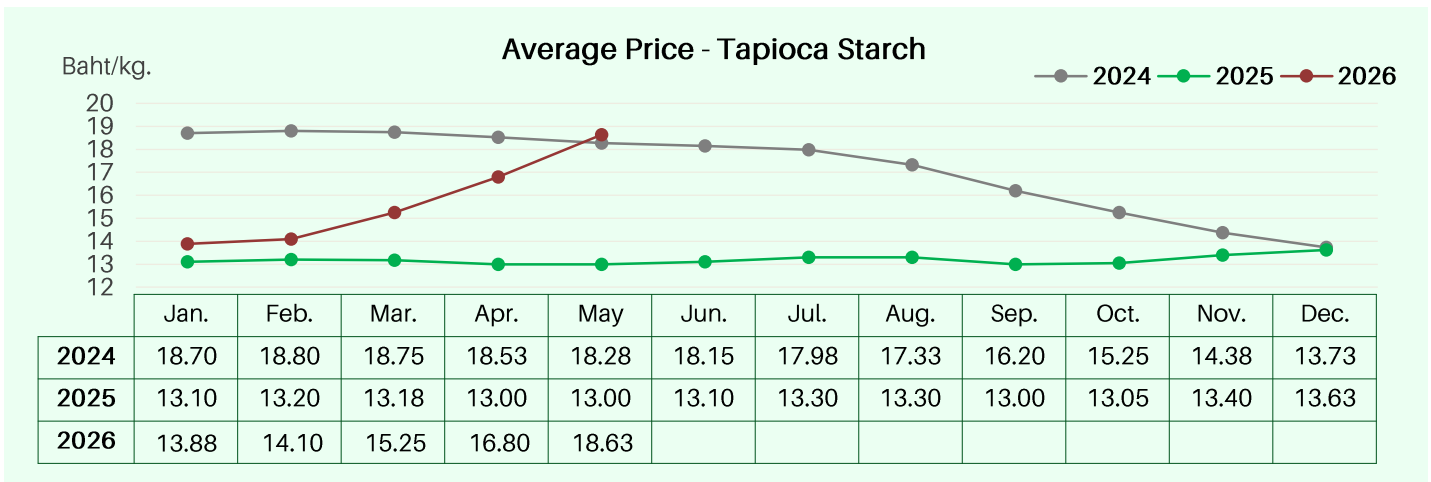
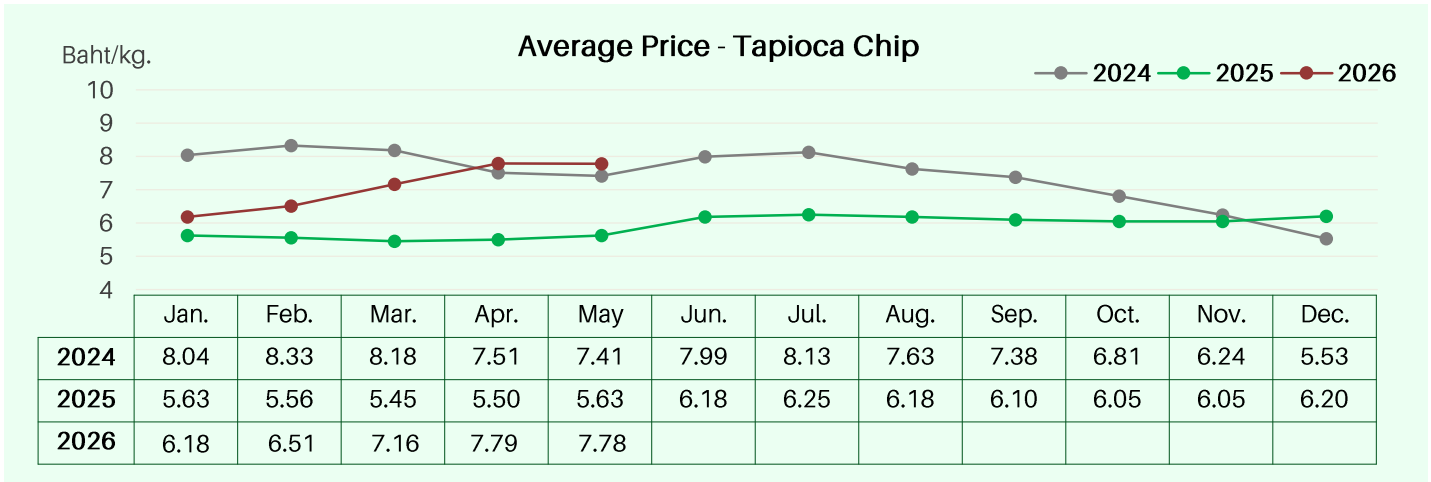
Sathorn Thani Bldg. 1, 19th Fl. 90/54-57 North Sathorn Road, Silom, Bangrak, Bangkok 10500, Thailand

+66-2-233-3990-9

tapioca@poonphol.com

 Price at Seaports

Products	16 - 31 May 2026	16 - 31 May 2025	Unit
Tapioca Chip	7.50 - 8.00	5.40 - 5.85	Baht / kg.
Tapioca Chip - Premium Grade	8.70	6.20	Baht / kg.
Tapioca Starch	18.80 - 19.00	12.80 - 13.00	Baht / kg.



THAI WAH PUBLIC COMPANY LIMITED

สมัครสร้างนวัตกรรมและความยั่งยืน จากไร่สู่ผู้บริโภค



ธุรกิจหลักของบริษัท สามารถแบ่งเป็น 3 กลุ่มหลัก คือ ผลิตกับแบ่งและที่เกี่ยวข้อง ผลิตกับอาหาร และผลิตกับที่ซื้อขายสลายได้ตามธรรมชาติ เพื่อจัดจำหน่ายทั้งในและต่างประเทศ

21/11, 21/13 อาคารไทยวา 1 ชั้น 6 ถนนสาทรใต้ แขวงอรุณอมรินทร์ เขตสาทร กรุงเทพมหานคร 10120
 +66 (0) 2285 0040
 +66 (0) 2285 0268
 thaiwah.marketing@thaiwah.com

QR Code: 

http://www.thaiwah.com

SUSTAINABLE AND RELIABLE SERVICES



UNIVERSAL SURVEYING CO., LTD.
 环球物产检查有限公司

Established in 1967
 763, 765 Trok Krai, Songwad 2 Rd., Chakavad, Sumpunhawongse, Bangkok 10100
 Tel. 02-2228407-8 Fax. 02-2249204 E-mail : info@usc survey.com www.uscosurvey.com



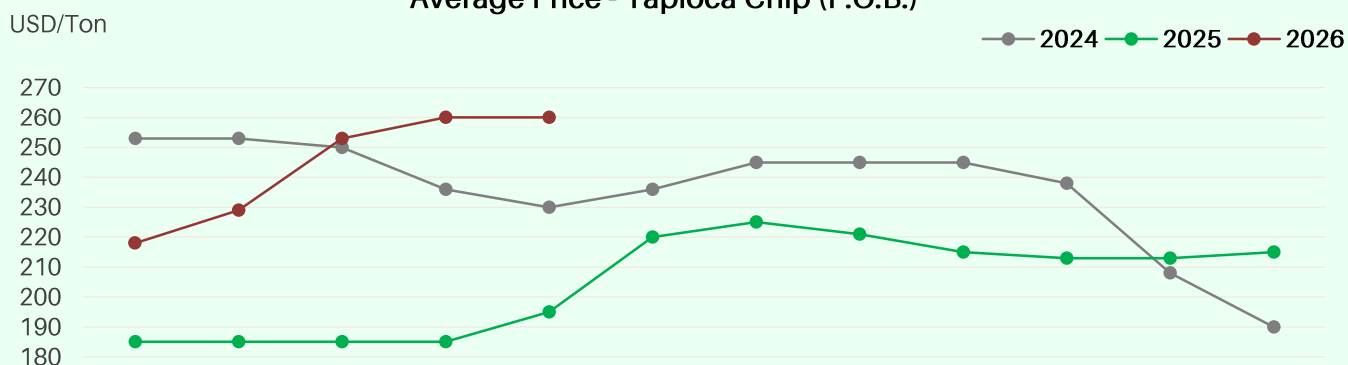
* Foreign Market Price and Trade (16 - 31 May 2026)

* Export Price

Products	16 - 31 May 2026	16 - 31 May 2025	Unit
Tapioca Chip Shipment China (F.O.B. Koh Sichang)	255 - 265	190 - 195	USD / Ton
Tapioca Starch Premium Grade (F.O.B. Bangkok)	605 - 610	410 - 415	USD / Ton

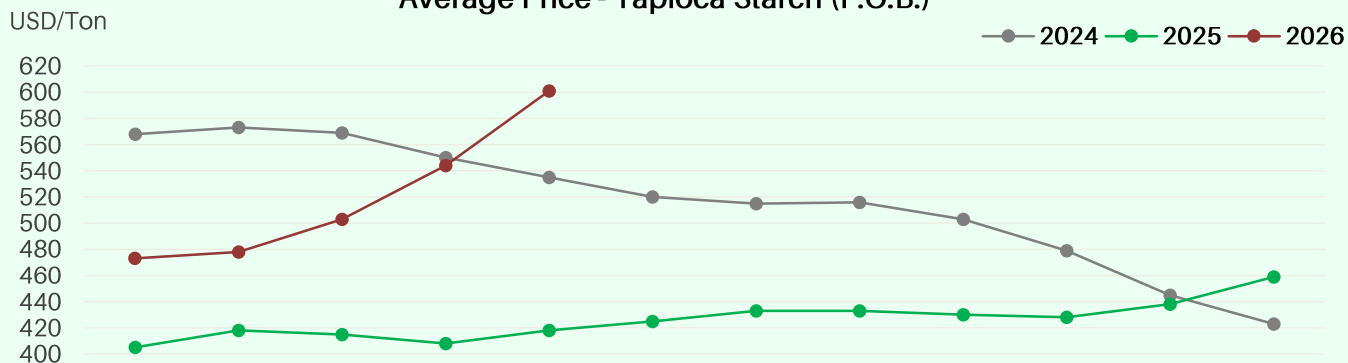
* Tapioca starch situation : Buyers of tapioca starch have begun to slow purchases because the highest prices.

Average Price - Tapioca Chip (F.O.B.)



	Jan.	Feb.	Mar.	Apr.	May	Jun.	Jul.	Aug.	Sep.	Oct.	Nov.	Dec.
2024	253	253	250	236	230	236	245	245	245	238	208	190
2025	185	185	185	185	195	220	225	221	215	213	213	215
2026	218	229	253	260	260							

Average Price - Tapioca Starch (F.O.B.)



	Jan.	Feb.	Mar.	Apr.	May	Jun.	Jul.	Aug.	Sep.	Oct.	Nov.	Dec.
2024	568	573	569	550	535	520	515	516	503	479	445	423
2025	405	418	415	408	418	425	433	433	430	428	438	459
2026	473	478	503	544	601							

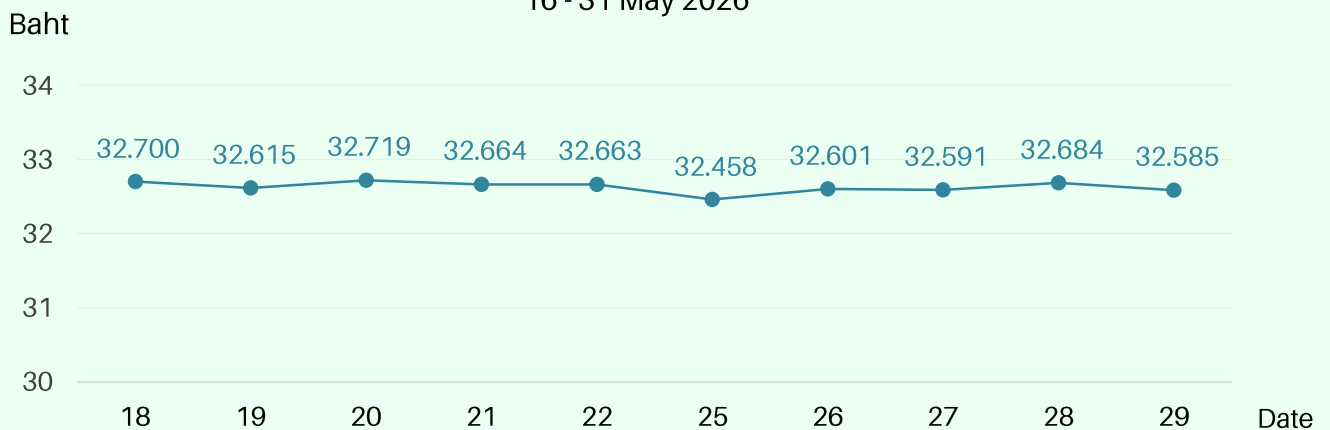
✻ Exchange Rate (Export Sight Bill)

Currency	Buying Rate (Baht)			Date
U.S. Dollar	highest	=	32.44	20/05/26
	lowest	=	32.25	25/05/26
Euro	highest	=	37.57	26/05/26
	lowest	=	37.37	25/05/26
Euro against U.S. Dollar	highest	=	1.16	27/05/26
	lowest	=	1.15	20/05/26
Yuan	highest	=	4.70	28/05/26
	lowest	=	4.67	25/05/26
Yen (100 Yen)	highest	=	20.06	20/05/26
	lowest	=	19.93	25/05/26

Source: Siam Commercial Bank

Average Daily Exchange Rate (Baht/USD)

16 - 31 May 2026



Source: Bank of Thailand

Your innovative complete source
for **tapioca** solutions

Keng Seng Co.,Ltd.
Chok Chai Modified Starch Co.,Ltd.

71 Saladaeng 1/1 Road, Silom, Bangrak, Bangkok 10500
Tel: (662) 233-4488 Fax: (662) 237-5545
www.kengsenggroup.com
Email: sales@kengsenggroup.com



AMSCO, a Thai-Japanese joint-venture Company, is leading specialty tapioca starch manufacturer. We promptly provide the best solution for your industries by combining our unique technology with our worldwide market understanding. Our experienced food technologist team in AMSCO's Application Center is always beside you.

Head Office :

130-132 Sindhorn Building
Tower 1, 2nd Floor, Witthayu Road,
Lumpini, Pathumwan, Bangkok
10330 THAILAND
Tel : +66 2263 2544-7
Fax: +66 2627 3493
Email: foodstarchinfo@amsco.co.th

Factory :

19 Moo 8 Theenonond Road,
Phontong, Muang,
Kalasin 46000, THAILAND
Tel : +66 4381 0555
Fax: +66 4381 0537

Honorable Certified :

- Halal
- Kosher
- GMP
- HACCP
- ISO 9001
- FSSC 22000
- ISO 14001
- TLS 8001

www.amsco.co.th

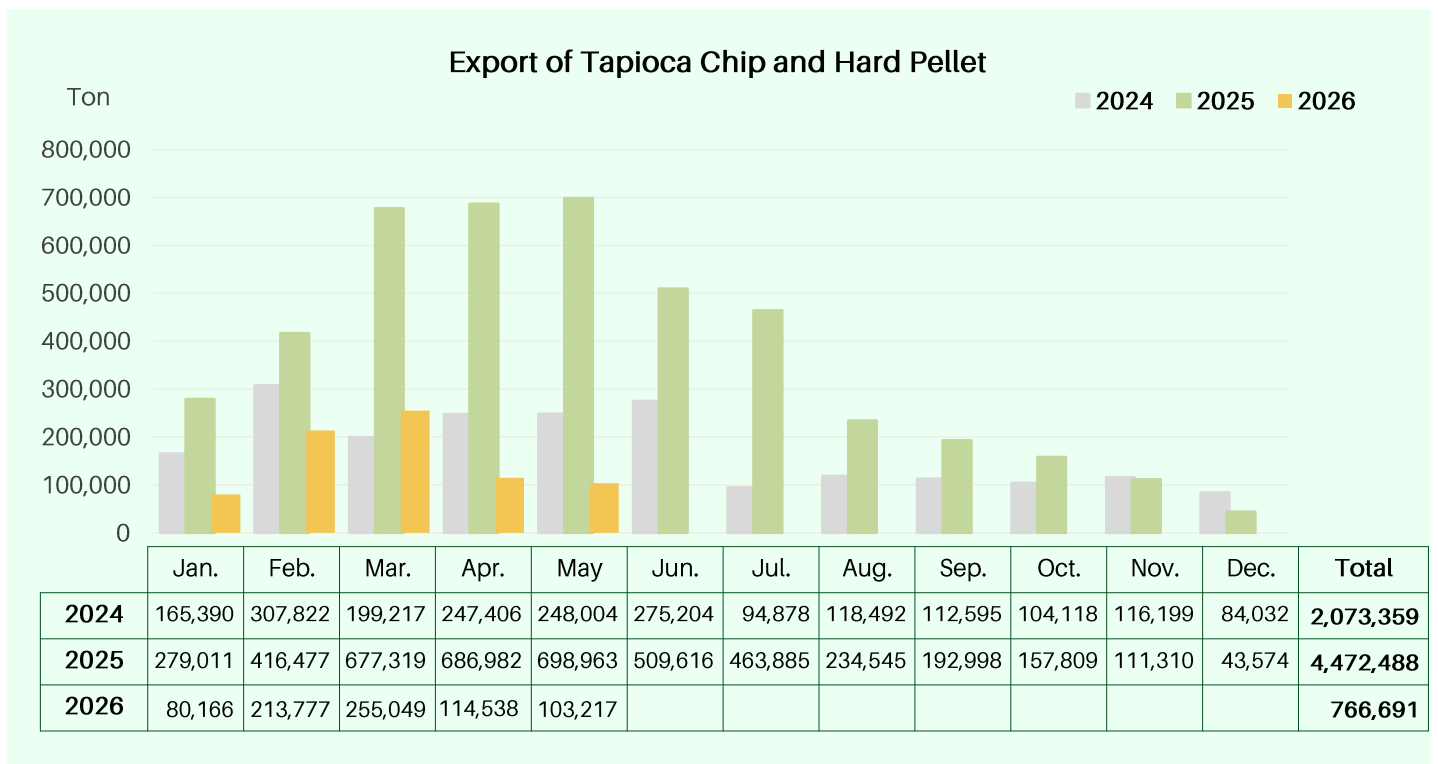
Beyond Starch, We Serve

❁ Tapioca Chip and Hard Pellet Exported From Thailand

Country	MAY 2026		MAY 2025		JAN - MAY 2026		JAN - MAY 2025	
	Chip	H. Pellet	Chip	H. Pellet	Chip	H. Pellet	Chip	H. Pellet
Belgium	-	257	-	285	-	1,638	-	399
China	79,730	21,423	677,731	19,348	619,442	104,234	2,657,605	94,147
Germany	-	-	-	-	-	-	-	-
Indonesia	-	600	-	-	-	3,800	-	-
Japan	-	420	-	160	-	2,020	-	620
Korea Rep.	-	-	-	-	-	75	-	60
Netherlands	-	260	-	380	-	2,110	48	1,558
New Zealand	-	-	-	-	-	361	-	228
Portugal	-	-	-	-	-	-	-	-
Saudi Arabia	-	-	-	-	-	30,091	-	-
Spain	-	154	-	95	-	736	-	950
Taiwan	-	17	-	-	-	17	-	34
UK	-	60	-	185	-	474	-	624
USA	-	247	-	779	-	1,575	-	2,404
Other	-	49	-	-	-	119	-	76
Total	79,730	23,487	677,731	21,232	619,442	147,249	2,657,653	101,099

Sources: - Office of Commodity Standards, Department of Foreign Trade
 - Board of Trade of Thailand

Quantity: Metric Tons



Tapioca Starch Exported From Thailand

Country	APR 2026		APR 2025		JAN - APR 2026		JAN - APR 2025	
	Native	Modified	Native	Modified	Native	Modified	Native	Modified
Bangladesh	322.95	898	697	1,180	2,240	4,962	3,015	4,139
China	129,141	17,473	148,584	17,546	550,925	68,347	650,556	70,251
India	-	3,676	-	3,983	4	13,479	20,501	15,179
Indonesia	1,435	10,107	7,418	9,680	22,061	38,613	127,460	37,360
Japan	8,645	24,490	8,757	23,216	35,696	106,800	35,461	104,151
Malaysia	12,483	1,946	20,902	2,230	60,775	7,988	85,058	8,961
Netherlands	1,196	376	379	404	6,376	1,692	5,539	1,434
Philippines	4,769	2,108	8,080	1,577	13,049	9,146	32,639	8,532
S. Korea	2,921	5,890	2,334	5,843	7,793	32,530	8,629	25,511
Singapore	2,846	422	6,933	1,241	15,544	6,130	27,162	4,706
Taiwan	21,137	3,025	22,602	3,205	76,036	10,463	90,112	9,977
U.S.A.	9,169	3,903	7,136	2,912	33,021	19,551	37,641	16,571
Vietnam	1246.88	3,574	103	2,547	1418.641	13,502	221	11,569
Other	10,332	8,400	19,207	7,550	38,521	34,561	78,284	30,990
Total Quantity	205,643	86,287	253,131	83,114	863,459	367,764	1,181,797	349,329
Value	3,327	2,443	3,325	2,305	12,757	9,709	15,872	9,861

Source: Thai Customs Department

Quantity: Metric Tons
Value: Million Baht

