TTTA News

Issue No.20/2026 / 31 October 2026

Domestic Market Price and Trade (16 - 31 October 2026)

Price and quantity of tapioca roots in the market

Items	Northeast (Nakhon Ratchasima)	East (Chonburi)	Lower Northern (Kamphaeng Phet)
Price of tapioca roots Starch content 25% (Baht / kg.)	3.50 - 4.10	3.35 – 4.10	3.40 – 3.70
Average starch content	21 - 24%	20 - 23%	19 - 23%
Tapioca roots in the market (Ton / day)	16,000 – 18,000	1,300	

Tapioca starch situation : The supply of tapioca roots to starch factories has decreased, while average starch content has increased to 23 - 25% due to seasonal factors.

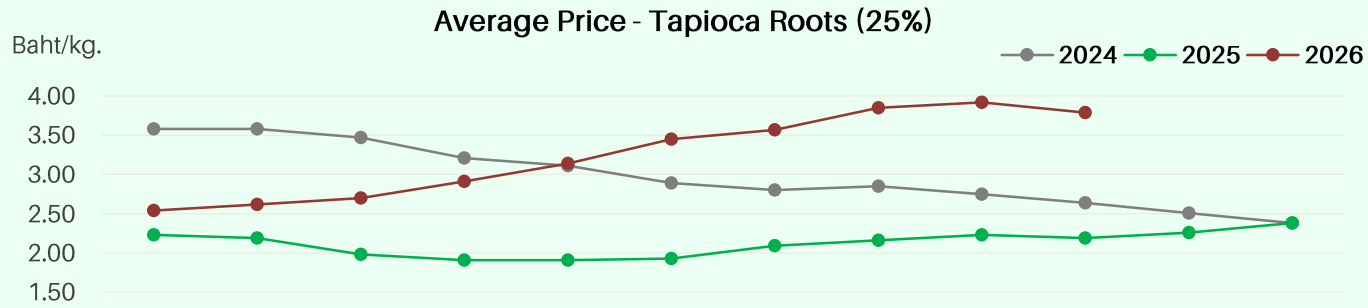

	Jan.	Feb.	Mar.	Apr.	May	Jun.	Jul.	Aug.	Sep.	Oct.	Nov.	Dec.
2024	3.58	3.58	3.47	3.21	3.11	2.89	2.80	2.85	2.75	2.64	2.51	2.38
2025	2.23	2.19	1.98	1.91	1.91	1.93	2.09	2.16	2.23	2.19	2.26	2.38
2026	2.54	2.62	2.70	2.91	3.14	3.45	3.57	3.85	3.92	3.79		

ACR
ARTWELL TAPIOCA LTD.
(Subsidiary of Asia Cassava Resources Holdings Limited HKEx Stock)

We are leading Tapioca chips supply chain resources company involves the storage and export of tapioca chips from the origin to Chinese market. We manage big volume of premium quality chips and execute efficient shipments to our customers' destinations. We are engaging management in tapioca chips local procurement, storage, shipping logistics, sales and marketing.

Thailand warehouse and Bangkok office: William Chu: 66 89-5434003 (Thailand)/ (852) 6139 9815 (Hong Kong)/ (86)150 5318 2777 (China)
Email: william@artwellgroup.com.hk

Hong Kong headquarter, Tel: (852) 2369 9908 / Irene Liu: (852) 9481 0939
Email: irene@artwellgroup.com.hk



Poonphol group

A LEADING EXPORTER OF TAPIOCA PELLETS, CHIPS AND FLOUR INCLUDING MODIFIED STARCH, AS WELL AS OTHER AGRICULTURAL GOODS.

WAREHOUSE AND SILO FOR IMPORT/ EXPORT CARGOES.

POONPHOL CO., LTD.
Sathorn Thani Bldg. 1, 19th Fl. 90/54-57 North Sathorn Road, Silom, Bangrak, Bangkok 10500, Thailand
+66-2-233-3990-9
tapioca@poonphol.com

Price at Seaports

Products	16 - 31 Oct. 2026	16 - 31 Oct. 2025	Unit
Tapioca Chip	7.40 - 7.60	6.00 - 6.10	Baht / kg.
Tapioca Chip - Premium Grade	9.20	6.50 - 6.70	Baht / kg.
Tapioca Starch	20.00 - 20.30	13.00 - 13.20	Baht / kg.

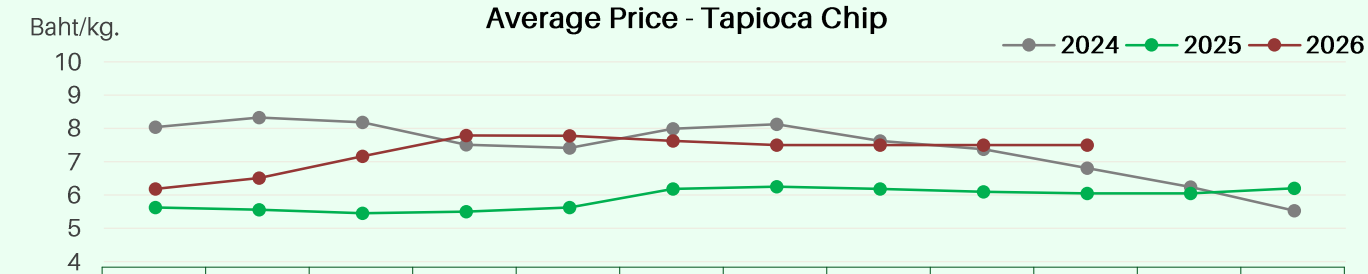

	Jan.	Feb.	Mar.	Apr.	May	Jun.	Jul.	Aug.	Sep.	Oct.	Nov.	Dec.
2024	8.04	8.33	8.18	7.51	7.41	7.99	8.13	7.63	7.38	6.81	6.24	5.53
2025	5.63	5.56	5.45	5.50	5.63	6.18	6.25	6.18	6.10	6.05	6.05	6.20
2026	6.18	6.51	7.16	7.79	7.78	7.63	7.50	7.50	7.50	7.50		

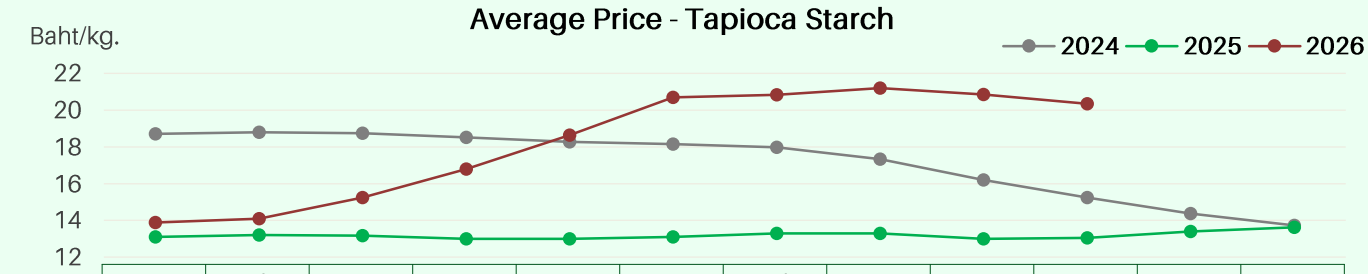

	Jan.	Feb.	Mar.	Apr.	May	Jun.	Jul.	Aug.	Sep.	Oct.	Nov.	Dec.
2024	18.70	18.80	18.75	18.53	18.28	18.15	17.98	17.33	16.20	15.25	14.38	13.73
2025	13.10	13.20	13.18	13.00	13.00	13.10	13.30	13.30	13.00	13.05	13.40	13.63
2026	13.88	14.10	15.25	16.80	18.35	20.70	20.83	21.20	20.85	20.35		





Foreign Market Price and Trade (16 - 31 October 2026)

Export Price

Products	16 - 31 Oct. 2026	16 - 31 Oct. 2025	Unit
Tapioca Chip Shipment China (F.O.B. Koh Sichang)	255 - 265	210 - 215	USD / Ton
Tapioca Starch Premium Grade (F.O.B. Bangkok)	620 - 630	425 - 430	USD / Ton

Tapioca starch situation : Buyers are delaying tapioca starch orders due to high offer prices, as they expect prices to decline.

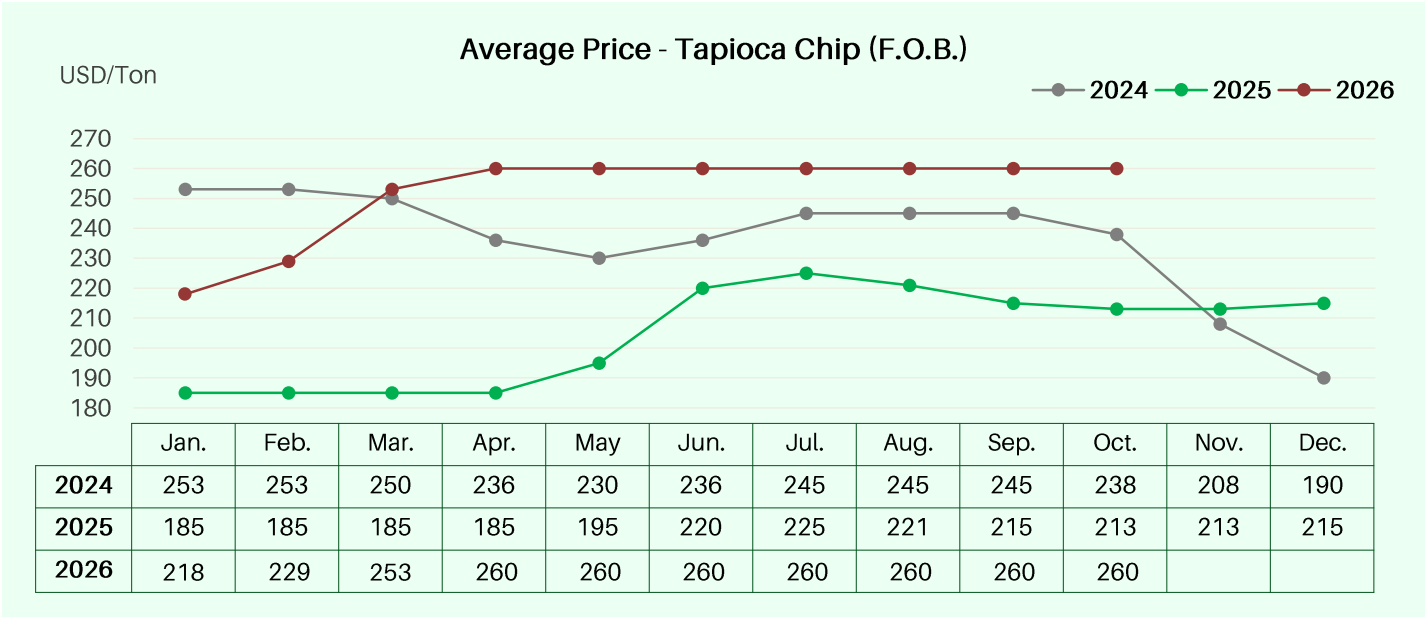

	Jan.	Feb.	Mar.	Apr.	May	Jun.	Jul.	Aug.	Sep.	Oct.	Nov.	Dec.
2024	253	253	250	236	230	236	245	245	245	238	208	190
2025	185	185	185	185	195	220	225	221	215	213	213	215
2026	218	229	253	260	260	260	260	260	260	260		

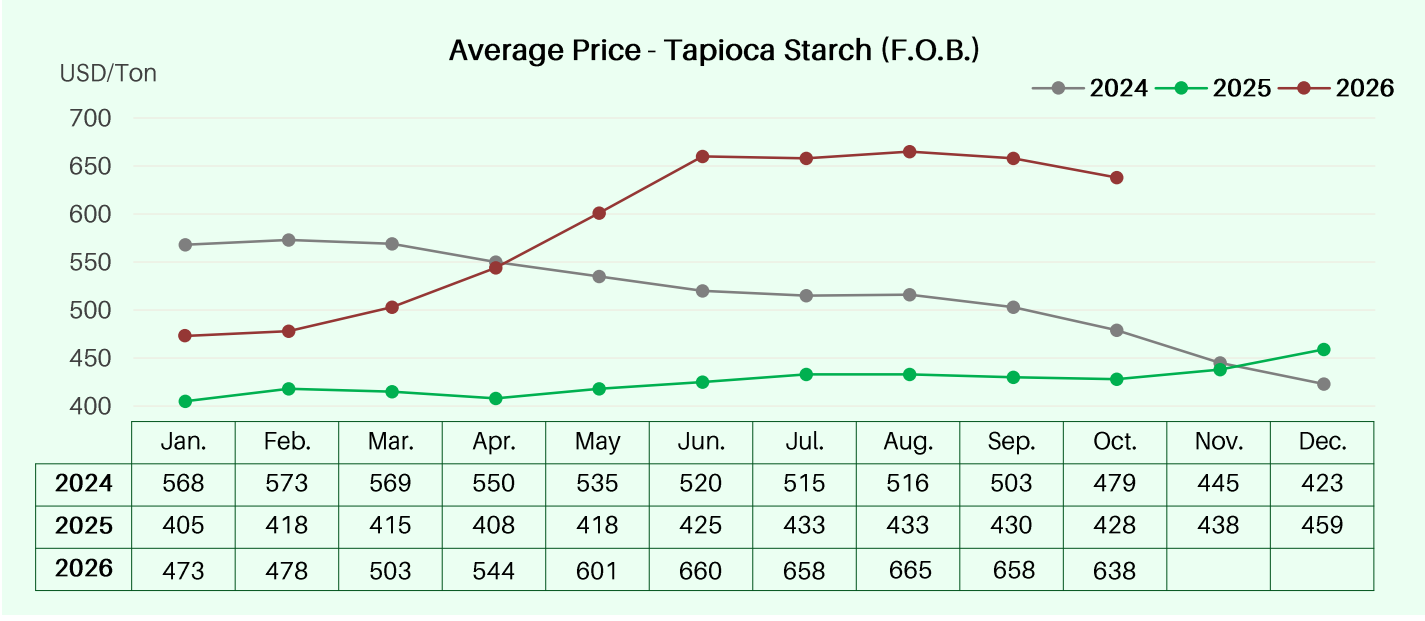

	Jan.	Feb.	Mar.	Apr.	May	Jun.	Jul.	Aug.	Sep.	Oct.	Nov.	Dec.
2024	568	573	569	550	535	520	515	516	503	479	445	423
2025	405	418	415	408	418	425	433	433	430	428	438	459
2026	473	478	503	544	601	660	658	665	658	638		

Exchange Rate (Export Sight Bill)

Currency	Buying Rate (Baht)			Date
U.S. Dollar	highest	=	33.56	26/10/26
	lowest	=	33.33	20/10/26
Euro	highest	=	37.45	26/10/26
	lowest	=	37.12	28/10/26
Euro against U.S. Dollar	highest	=	1.12	20/10/26
	lowest	=	1.11	28/10/26
Yuan	highest	=	4.95	26/10/26
	lowest	=	4.91	19/10/26
Yen (100 Yen)	highest	=	21.03	26/10/26
	lowest	=	20.76	19/10/26

Source: Siam Commercial Bank

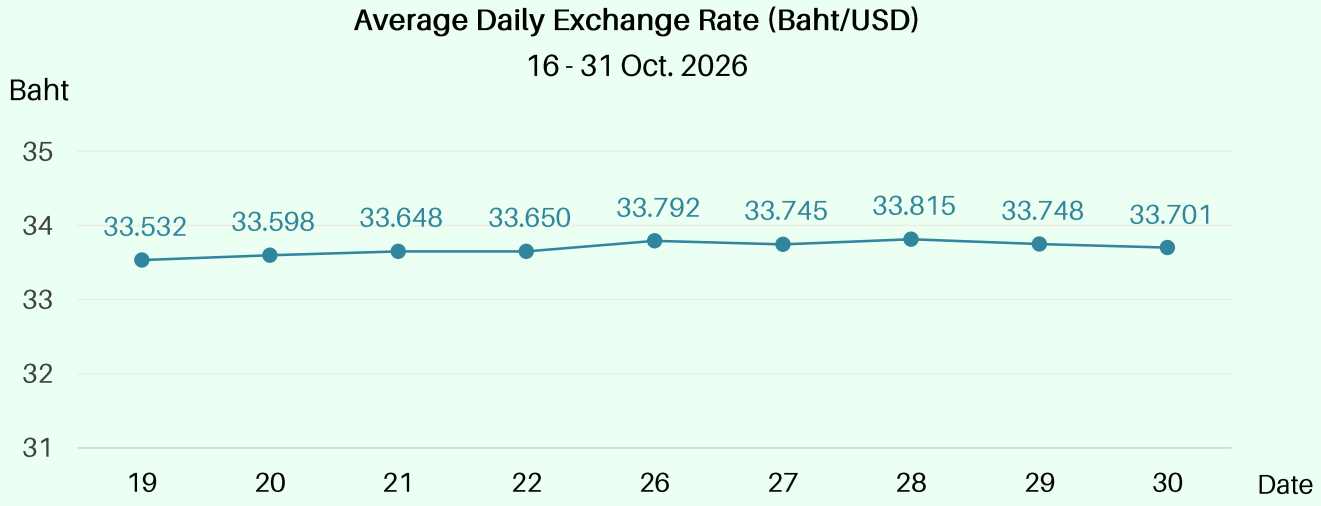

Source: Bank of Thailand





Tapioca Chip and Hard Pellet Exported From Thailand

Country	OCT 2026		OCT 2025		JAN - OCT 2026		JAN - OCT 2025	
	Chip	H. Pellet	Chip	H. Pellet	Chip	H. Pellet	Chip	H. Pellet
Belgium	-	116	-	77	-	2,435	-	1,076
China	21,208	120	135,251	19,357	753,731	125,797	4,060,661	219,301
Germany	-	-	-	-	-	-	-	-
Indonesia	-	1,200	-	1,200	-	7,900	-	1,800
Japan	-	320	-	420	-	3,080	-	2,240
Korea Rep.	-	75	-	-	-	150	-	135
Netherlands	24	600	-	855	48	3,520	58	4,064
New Zealand	-	72	-	57	-	585	-	456
Portugal	-	-	-	49	-	-	-	49
Saudi Arabia	-	-	-	-	-	30,091	-	20,060
Spain	-	-	-	49	-	1,352	-	1,847
Taiwan	-	-	-	-	-	17	-	51
UK	-	202	-	416	-	766	-	1,289
USA	-	99	-	77	-	2,591	-	4,383
Other	-	-	-	-	-	119	-	133
Total	**21,232**	**2,803**	**135,251**	**22,558**	**753,779**	**178,403**	**4,060,719**	**256,885**

Sources: - Office of Commodity Standards, Department of Foreign Trade
- Board of Trade of Thailand

Quantity: Metric Tons

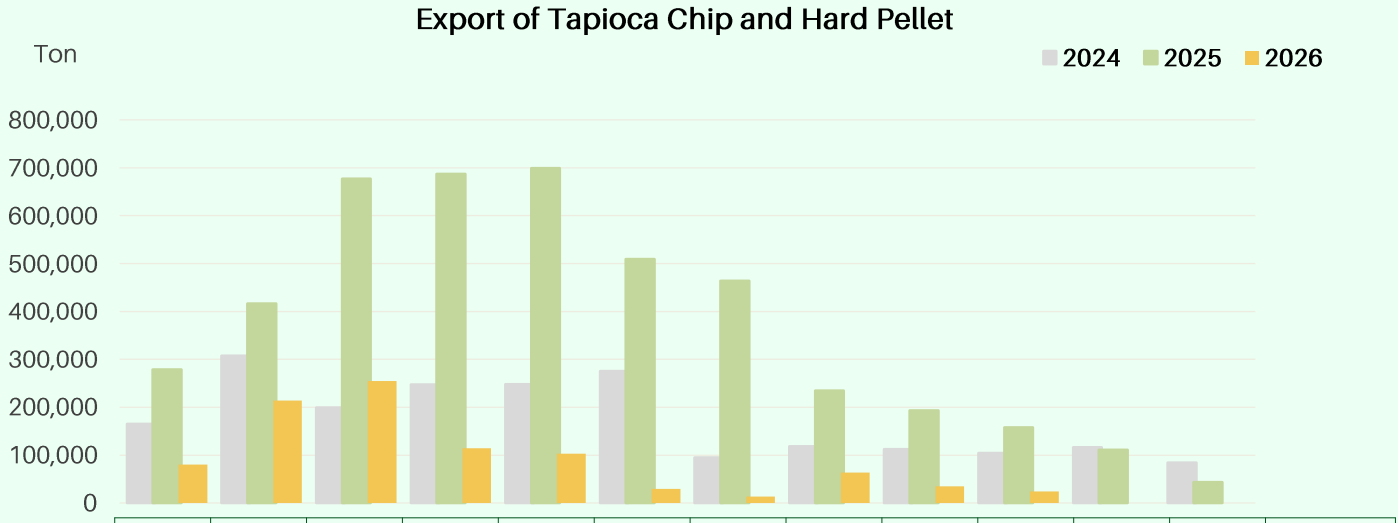

	Jan.	Feb.	Mar.	Apr.	May	Jun.	Jul.	Aug.	Sep.	Oct.	Nov.	Dec.	Total
2024	165,390	307,822	199,217	247,406	248,004	275,204	94,878	118,492	112,595	104,118	116,199	84,032	**2,073,359**
2025	279,011	416,477	677,319	686,982	698,963	509,616	463,885	234,545	192,998	157,809	111,310	43,574	**4,472,488**
2026	80,166	213,777	255,049	114,538	103,217	29,391	13,652	63,520	34,893	24,036			**932,182**

Tapioca Starch Exported From Thailand

Country	SEP 2026		SEP 2025		JAN - SEP 2026		JAN - SEP 2025	
	Native	Modified	Native	Modified	Native	Modified	Native	Modified
Bangladesh	512	1,014	601	1,241	5,356	10,602	7,661	9,482
China	78,768	14,120	122,388	20,999	825,504	146,378	1,305,679	166,171
India	13	2,066	-	3,605	39	29,336	27	33,680
Indonesia	4,408	7,905	3,110	7,570	39,023	85,121	148,049	76,008
Japan	5,735	25,940	9,895	19,915	64,164	216,584	78,388	217,391
Malaysia	7,895	1,949	12,685	1,934	105,820	16,772	174,739	18,144
Netherlands	1,005	586	1,237	384	10,784	3,243	9,979	2,615
Philippines	1,858	1,923	5,699	2,310	32,679	20,284	74,760	21,080
S. Korea	1,011	6,379	1,666	11,563	12,539	65,815	22,121	78,252
Singapore	7,797	919	4,207	1,620	41,746	14,219	57,510	12,498
Taiwan	15,782	2,223	17,047	2,648	149,885	21,433	186,923	23,337
U.S.A.	7,754	4,174	7,289	3,023	71,052	43,047	73,721	36,790
Vietnam	23	3,116	85	3,719	1,706	28,395	702	27,194
Other	8,647	7,578	10,361	6,822	78,623	72,911	132,129	73,732
Total Quantity	**141,208**	**79,890**	**196,272**	**87,353**	**1,438,920**	**774,140**	**2,272,390**	**796,373**
Value	**2,326**	**2,666**	**2,565**	**2,338**	**21,063**	**19,666**	**27,533**	**19,445**

Source: Thai Customs Department

Quantity: Metric Tons
Value: Million Baht

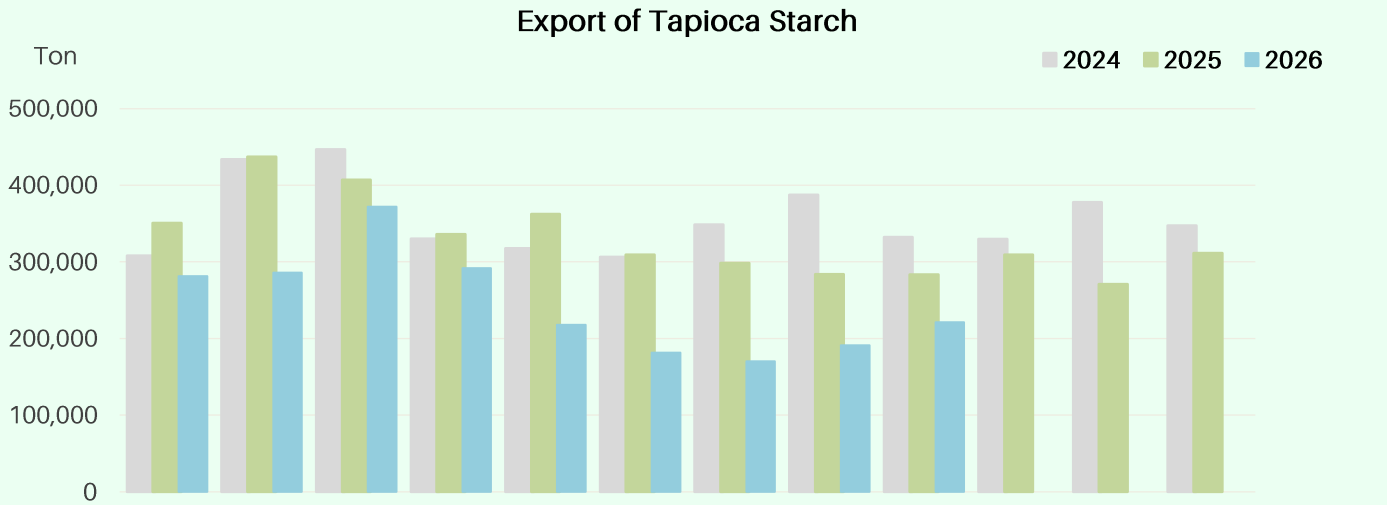

	Jan.	Feb.	Mar.	Apr.	May	Jun.	Jul.	Aug.	Sep.	Oct.	Nov.	Dec.	Total
2024	308,196	433,630	446,960	330,319	317,516	306,232	348,708	387,617	332,147	329,615	377,883	347,189	**4,266,013**
2025	350,804	437,166	406,911	336,245	362,229	309,511	298,591	283,682	283,625	309,370	270,802	311,497	**3,960,432**
2026	281,331	285,781	372,180	291,930	218,033	181,528	170,241	190,937	221,099				**2,213,059**